

**Presentation Plus**  
Prepare (stejný princip pro všechny úrovně Prepare)



The screenshot shows the Presentation Plus software interface. The main window displays a presentation slide for 'Prepare! Level 3' by Joanna Kosta and Melanie Williams, with Series Editor Annette Capel. The interface includes a top toolbar with icons for home, book, pencil, play, cloud, link, star, pin, and eraser. The left sidebar contains navigation options: Domů - úvodní strana, Studentská kniha, Pracovní sešit, Audio poslechy, and Učitelská kniha a testy. The right sidebar contains options: Čistý papír, „Zákrytka“, Oblíbené, and Odkazy na web. Yellow arrows point from the Czech labels to the corresponding icons or text in the interface.

Domů - úvodní strana

Studentská kniha

Pracovní sešit

Audio poslechy

Učitelská kniha a testy

Čistý papír

„Zákrytka“

Oblíbené

Odkazy na web

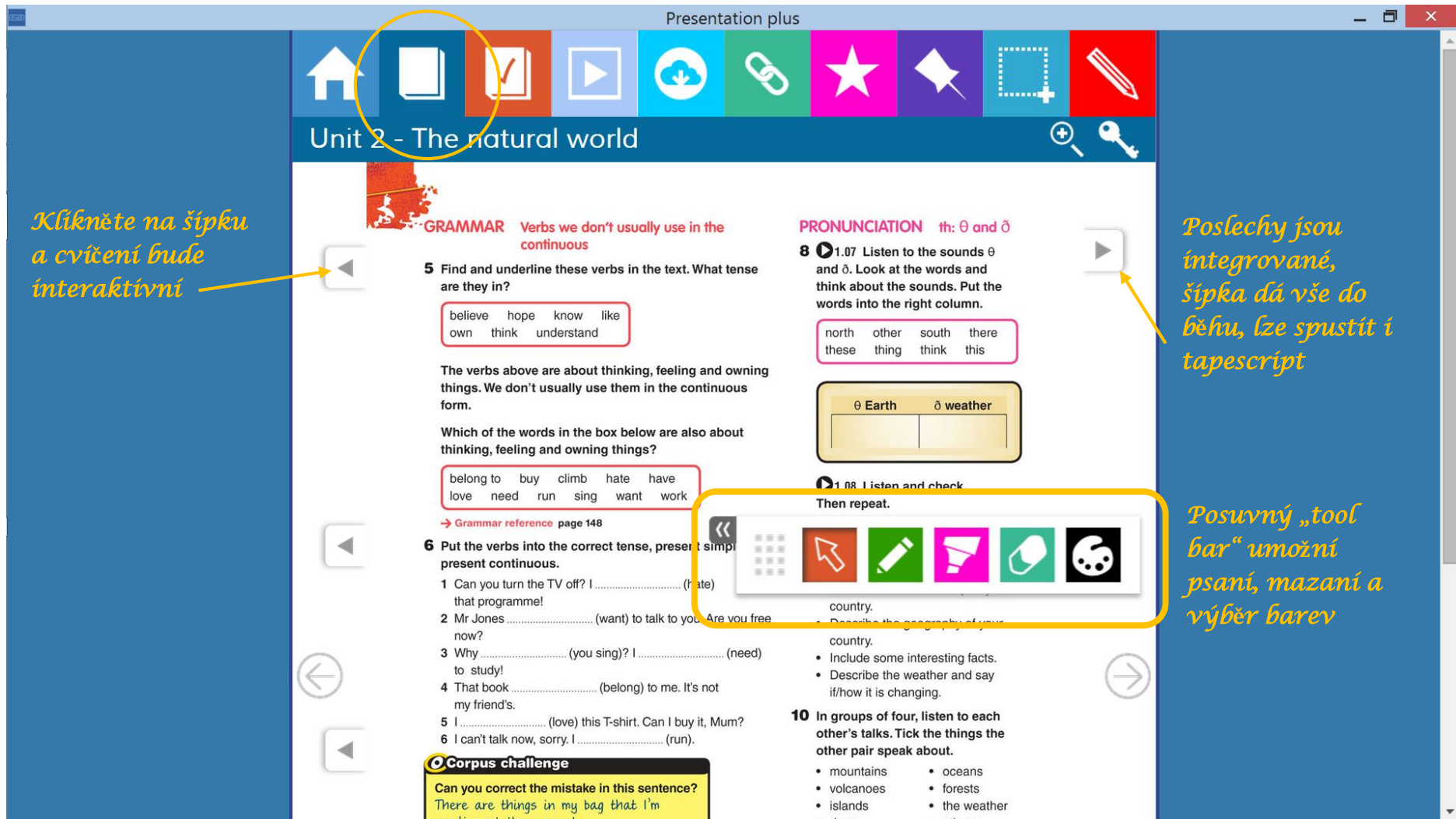
**Prepare!**  
**Level 3**

Joanna Kosta  
Melanie Williams  
Series Editor: Annette Capel

Pro více informací nás kontaktujte na [prague@cambridge.org](mailto:prague@cambridge.org)

## Presentation Plus

Prepare (stejný princip pro všechny úrovně Prepare)



*Klikněte na šipku a cvičení bude interaktivní*

*Poslechy jsou integrované, šipka dá vše do běhu, lze spustit i tapescrypt*

*Posuvný „tool bar“ umožní psaní, mazání a výběr barev*

Presentation plus

Unit 2 - The natural world

**GRAMMAR** Verbs we don't usually use in the continuous

**5** Find and underline these verbs in the text. What tense are they in?

believe hope know like  
own think understand

The verbs above are about thinking, feeling and owning things. We don't usually use them in the continuous form.

Which of the words in the box below are also about thinking, feeling and owning things?

belong to buy climb hate have  
love need run sing want work

→ Grammar reference page 148

**6** Put the verbs into the correct tense, present simple or present continuous.

1 Can you turn the TV off? I ..... (hate) that programme!

2 Mr Jones ..... (want) to talk to you. Are you free now?

3 Why ..... (you sing)? I ..... (need) to study!

4 That book ..... (belong) to me. It's not my friend's.

5 I ..... (love) this T-shirt. Can I buy it, Mum?

6 I can't talk now, sorry. I ..... (run).

**Corpus challenge**

Can you correct the mistake in this sentence?  
There are things in my bag that I'm reading at the moment.

**PRONUNCIATION** th: θ and ð

**8** 1.07 Listen to the sounds θ and ð. Look at the words and think about the sounds. Put the words into the right column.

north other south there  
these thing think this

θ Earth ð weather

1.08 Listen and check. Then repeat.

country.  
Describe the geography of your country.  
Include some interesting facts.  
Describe the weather and say if/how it is changing.

**10** In groups of four, listen to each other's talks. Tick the things the other pair speak about.

- mountains
- oceans
- volcanoes
- forests
- islands
- the weather
- ...
- ...

Pro více informací nás kontaktujte na [prague@cambridge.org](mailto:prague@cambridge.org)

**Presentation Plus**  
Prepare (stejný princip pro všechny úrovně Prepare)

Activity

*A takto vypadá cvičení 5 z minulé stránky v interaktivní podobě*

**Are the words below also about thinking, feeling and owning things?**

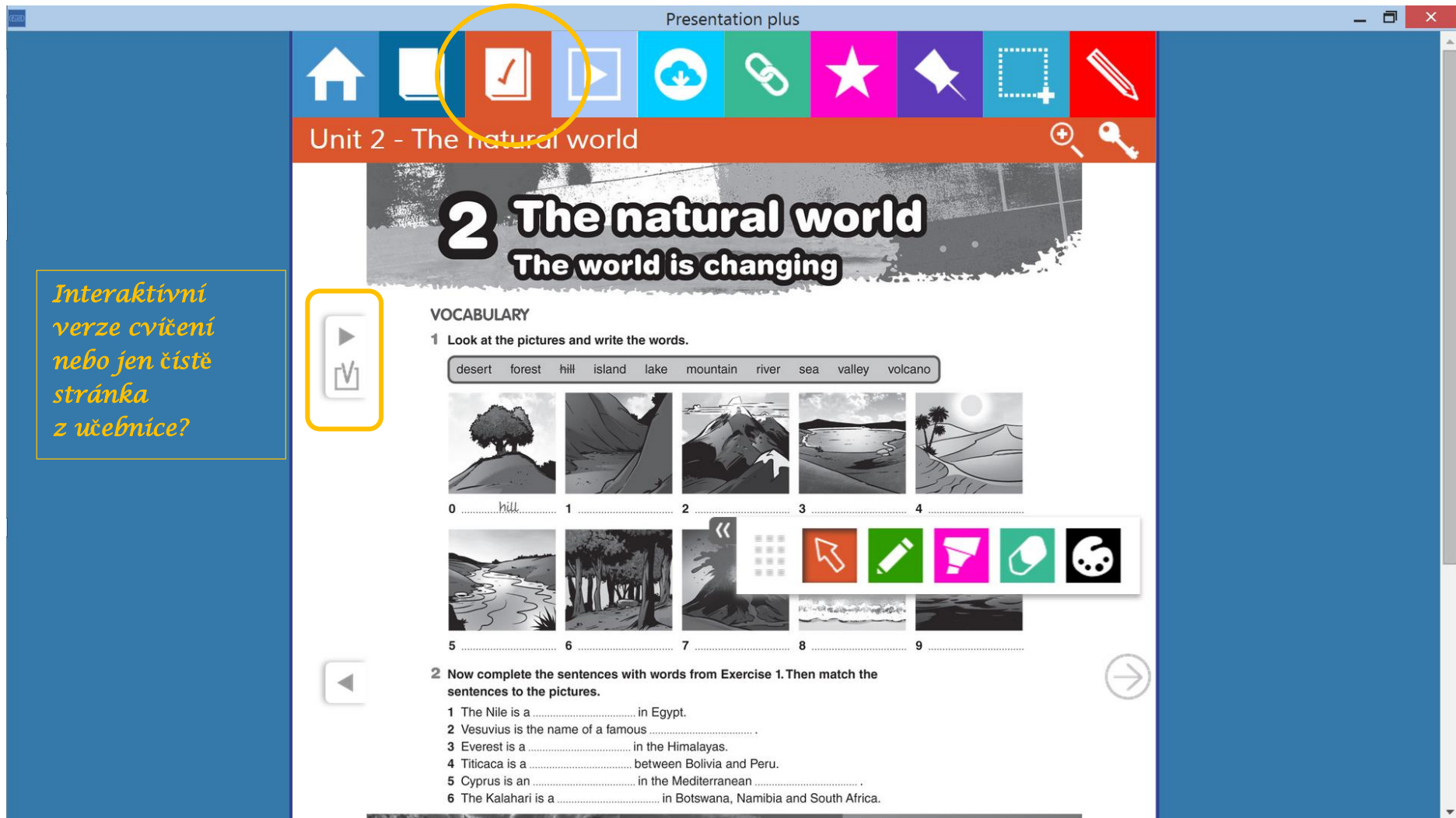
1. belong to	...	7. need	...
2. buy	...	8. run	...
3. climb	...	9. sing	...
4. hate	...	10. want	...
5. have	...	11. work	...
6. love	...		

Check answers   See answers   Reset   Try again

Cambridge English Prepare! © Cambridge University Press and UCLES 2015

*Pro více informací nás kontaktuje na [prague@cambridge.org](mailto:prague@cambridge.org)*

**Presentation Plus**  
 Prepare (stejný princip pro všechny úrovně Prepare)

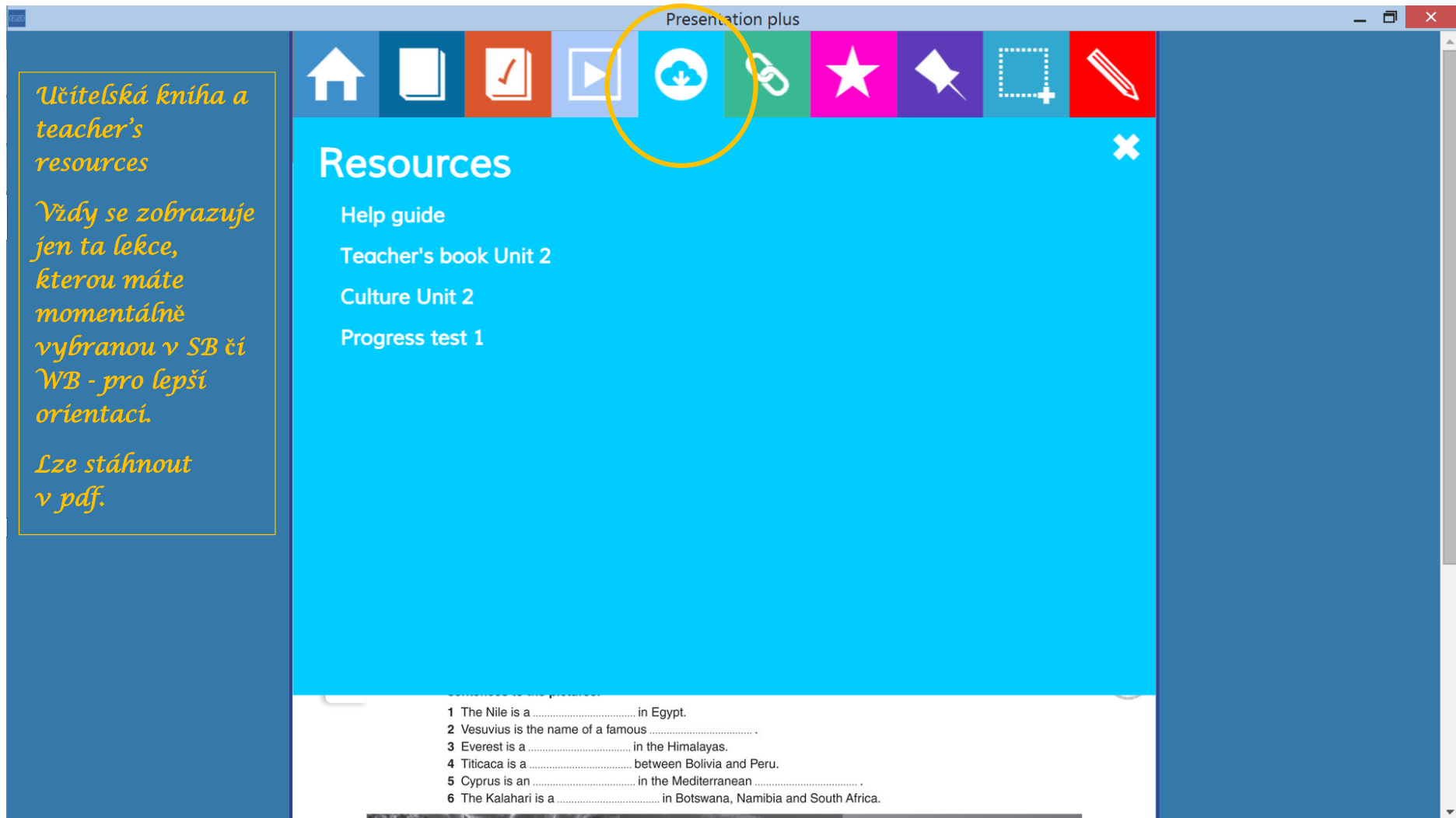


The screenshot shows the Presentation Plus software interface. At the top, there is a navigation bar with icons for home, back, forward, search, link, star, pin, zoom, and edit. The main content area displays 'Unit 2 - The natural world' and '2 The natural world The world is changing'. Below this is a 'VOCABULARY' section with the instruction '1 Look at the pictures and write the words.' and a list of words: desert, forest, hill, island, lake, mountain, river, sea, valley, volcano. There are ten numbered picture slots for matching. A second section '2 Now complete the sentences with words from Exercise 1. Then match the sentences to the pictures.' contains six numbered sentences for completion and matching.

*Interaktivní verze cvičení nebo jen čistě stránka z učebnice?*

*Pro více informací nás kontaktujte na [prague@cambridge.org](mailto:prague@cambridge.org)*

**Presentation Plus**  
Prepare (stejný princip pro všechny úrovně Prepare)



*Učitelská kniha a teacher's resources*

*Vždy se zobrazuje jen ta lekce, kterou máte momentálně vybranou v SB či WB - pro lepší orientaci.*

*Lze stáhnout v pdf.*

Resources

- Help guide
- Teacher's book Unit 2
- Culture Unit 2
- Progress test 1

1 The Nile is a ..... in Egypt.

2 Vesuvius is the name of a famous .....

3 Everest is a ..... in the Himalayas.

4 Titicaca is a ..... between Bolivia and Peru.

5 Cyprus is an ..... in the Mediterranean .....

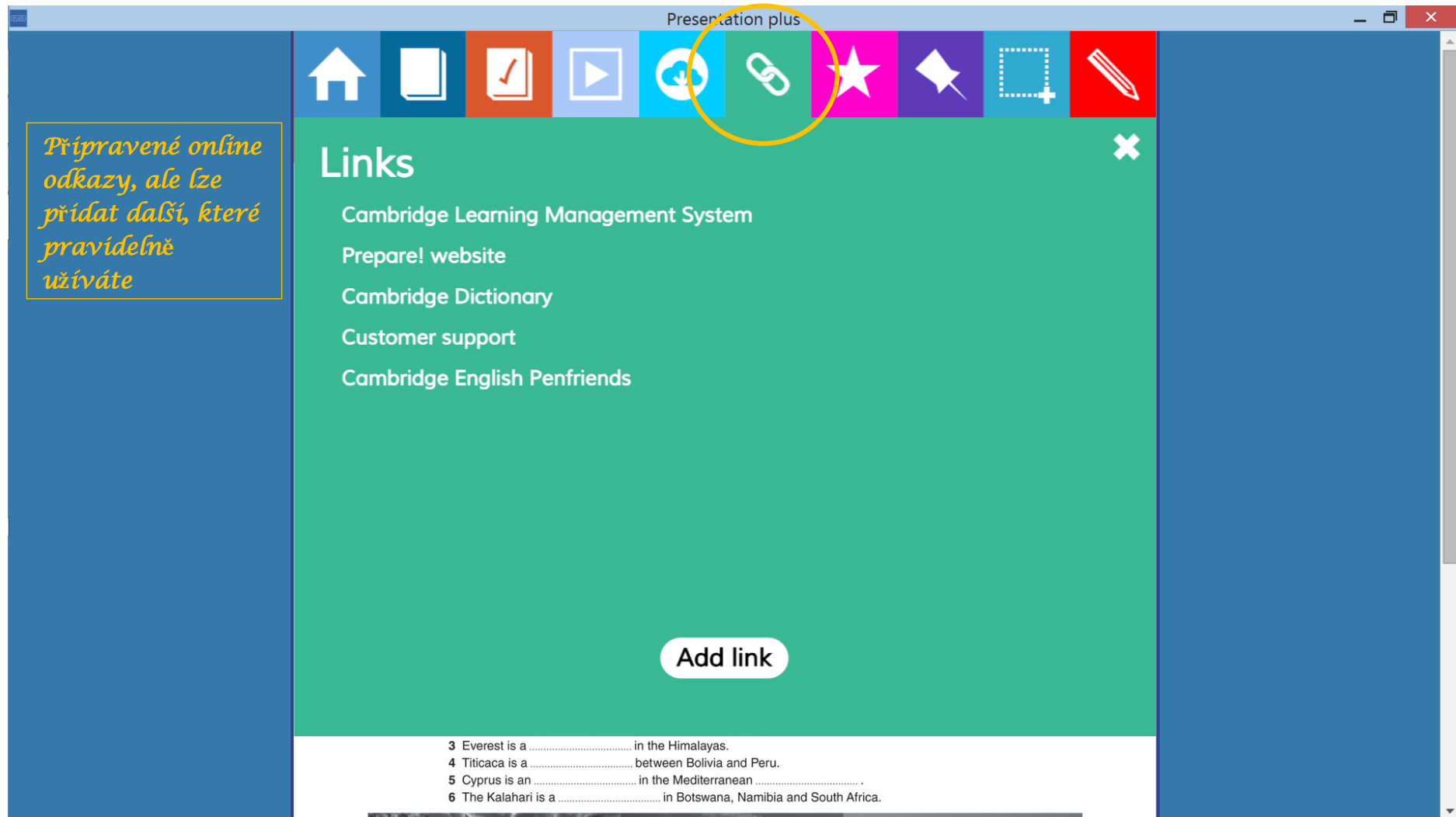
6 The Kalahari is a ..... in Botswana, Namibia and South Africa.

*Pro více informací nás kontaktuje na [prague@cambridge.org](mailto:prague@cambridge.org)*



## Presentation Plus

Prepare (stejný princip pro všechny úrovně Prepare)



Přípravené online odkazy, ale lze přidat další, které pravidelně užíváte

### Links

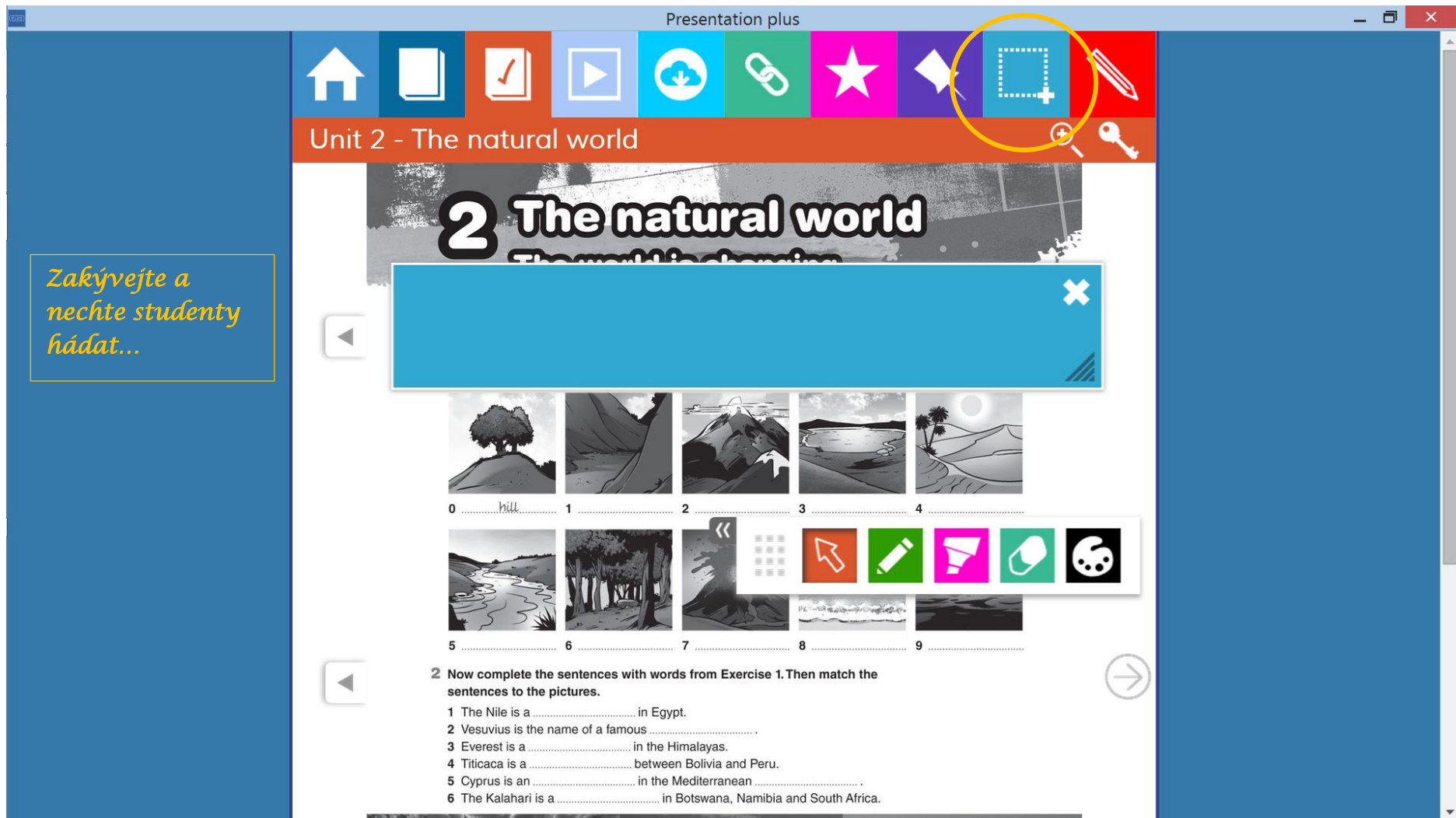
- Cambridge Learning Management System
- Prepare! website
- Cambridge Dictionary
- Customer support
- Cambridge English Penfriends

Add link

3 Everest is a ..... in the Himalayas.  
4 Titicaca is a ..... between Bolivia and Peru.  
5 Cyprus is an ..... in the Mediterranean .....  
6 The Kalahari is a ..... in Botswana, Namibia and South Africa.

*Pro více informací nás kontaktuje na [prague@cambridge.org](mailto:prague@cambridge.org)*

**Presentation Plus**  
 Prepare (stejný princip pro všechny úrovně Prepare)



The screenshot shows the Presentation Plus software window. At the top, there is a toolbar with various icons for navigation and editing. A yellow circle highlights the 'Crop' icon (a square with a dashed border and a plus sign). Below the toolbar, the title bar reads 'Presentation plus'. The main content area displays a slide titled 'Unit 2 - The natural world' with a large number '2' and the text 'The natural world'. Below the title, there is a blue rectangular area with a white 'X' in the top right corner. Underneath, there are ten small images of natural landscapes, numbered 0 to 9. Below the images, there is a text box with the following instructions: '2 Now complete the sentences with words from Exercise 1. Then match the sentences to the pictures.' followed by six numbered sentences with blank spaces for answers.

*Zakývejte a nechte studenty hádat...*

Unit 2 - The natural world

## 2 The natural world

0 ..... hill ..... 1 ..... 2 ..... 3 ..... 4 .....

5 ..... 6 ..... 7 ..... 8 ..... 9 .....

2 Now complete the sentences with words from Exercise 1. Then match the sentences to the pictures.

- 1 The Nile is a ..... in Egypt.
- 2 Vesuvius is the name of a famous .....
- 3 Everest is a ..... in the Himalayas.
- 4 Titicaca is a ..... between Bolivia and Peru.
- 5 Cyprus is an ..... in the Mediterranean .....
- 6 The Kalahari is a ..... in Botswana, Namibia and South Africa.

*Pro více informací nás kontaktujte na [prague@cambridge.org](mailto:prague@cambridge.org)*