



VOCABULARY

HOLIDAY ACTIVITIES

1 What are the people in the photos doing? Match the photos (A–D) with the activities in the box.

- buying souvenirs hiking sightseeing
- sunbathing taking photos

- 2** 007 Listen to some people talking about holiday activities. Which photo is each person talking about? There is one photo you don't need.
- 3** How many of these things do you do when you are on holiday?
- 4** Do the quiz.
- 5** Ask your partner the questions from the quiz, then ask some of your own questions. Are you the same kind of holidaymaker?

What kind of places do you like to explore on holiday?

Quiz: What kind of holidaymaker are you?

- 1** When you're packing to go on holiday, what do you like to take?
 - a** a good book to read
 - b** plenty of party clothes
 - c** strong walking shoes
- 2** What's your ideal way of spending time when you're on holiday?
 - a** lying next to the swimming pool
 - b** playing games or sports with friends
 - c** discovering exciting places
- 3** Where do you like to eat when you're on holiday abroad?
 - a** at your hotel
 - b** in a lively café
 - c** at a restaurant which serves unusual local dishes
- 4** In most of your holiday photos, what are you doing?
 - a** sunbathing
 - b** dancing
 - c** exploring

➔ Turn to page 192 to find out what kind of holidaymaker you are!



READING PART 2 TRAINING

1 Read about two friends, Lauren and Abby, and think about the three things which they want in orange. Then look at the phrases in orange in the descriptions of the six holiday destinations (A–F). Which holiday best matches what the friends want?



ANSWER: E

1 Lauren and Abby love to relax on the beach when the weather is hot. They also enjoy shopping for clothes. When it gets dark, they want to go somewhere they can dance.

Options B, C and D each have only one of the things that Lauren and Abby want. Only option E has all three things. Now read about a couple called Birgit and Oscar, and look at the texts with the words in blue.



ANSWER:

2 Birgit and Oscar are fond of the countryside and like to go hiking when they are on holiday. They also want to find some interesting souvenirs.

Do you think the correct answer is B, D or F? Or another option? Why? Which option has everything that they want? Underline the phrases in this option which have the same meanings as the blue words in the text above.

Now answer questions 3 and 4. Underline the three things which the people want, and for each question, choose the correct answer.

3 Tomasz and Marta are interested in sightseeing. They want to go somewhere that’s suitable for their small children and where they can buy food to cook their own meals.



ANSWER:

4 Ricardo and Paolo would like to do some watersports and meet new people. They’re also keen to try some typical dishes from the region.



ANSWER:

2 Which of these people are most similar to you? Which people like to do the same things as you on holiday?

HOLIDAY DESTINATIONS BY THE SEA



A St Lucy’s Bay

This pretty spot is popular with painters, photographers and anyone who loves nature, and the green hills and valleys around the bay are ideal for walkers. Don’t forget to visit the artists’ shops on the waterfront where you can buy food, drinks and some unusual gifts to take home made out of local rocks and stones.

B Blackstowe

Anyone who likes being active on holiday will love it here. There’s something for everyone – sailing, windsurfing and waterskiing on the sea, and hiking, cycling and horseriding up on the cliffs. If you like dancing and getting to know new people, there’s a party every night on the beach.

C Westhaven

The beach club here is a great place to make friends from all over the world, and both children and adults can learn how to surf, windsurf and dive with the club’s qualified instructors. Or, if you prefer, you can just relax on the sunny beach. The restaurants here are famous for their traditional local cooking – not to be missed!

D Helmston-on-Sea

This village has everything you need, including a café, a grocery store selling local fruit, vegetables and fresh fish, and another shop where you can get beach clothes, watersports equipment, and some great souvenirs. The beach is quiet and safe for all the family. It’s also the perfect spot for exploring the castles and interesting historic places in the area.

E Capstone Cove

If you’re looking for fun, this is the place for you. The nightlife and music are fantastic, with nightclubs and discos open until the early hours. In the daytime, why not go and sunbathe on the soft sand by the edge of the sea? There’s also a market where you can buy food and drink, as well as all the latest fashions.

F Swanmouth

This 17th-century town on the coast is the ideal destination for culture lovers. Take a sightseeing trip around the historic centre, and then relax at one of the waterside cafés and taste the delicious fish dishes that this region is famous for. The surrounding countryside is also well worth a visit.

GRAMMAR

COMPARATIVES AND SUPERLATIVES



GRAMMAR ON THE MOVE

Watch the video



1 🎧 008 Listen to a couple, Emma and Tim, talking about travelling from London to Edinburgh. How are they going to travel?

2 🎧 008 Listen again. Which type of transport is:

- 1 the fastest?
- 2 the slowest?
- 3 the cheapest?
- 4 the most expensive?
- 5 the greenest?

Superlatives

Use **-est** with short adjectives and adverbs of one syllable, e.g. **slow/fast → the slowest/the fastest**

Use **the most** with adjectives and adverbs of more than one syllable, e.g. **expensive/slowly → the most expensive/the most slowly**

3 Choose the correct words to complete these sentences.

- 1 Tim thinks it is *easy/easier* to drive than to go by public transport.
- 2 It is *more/most* expensive to buy two train tickets than to drive.
- 3 You can travel more *quickly/quicker* by train than by car.
- 4 Emma says it's *better/best* for the environment to go by train than by car or plane.

Comparatives

Use **-er** with short adjectives and adverbs of one syllable, e.g. **quick/fast → quicker/faster + than**

Use **more** with adjectives and adverbs of more than one syllable, e.g. **expensive/quickly → more expensive/more quickly + than**

4 Complete these sentences. Use a comparative or a superlative of the adjective or adverb in brackets.

- 1 Milan is than Edinburgh. (big)
- 2 What's city in your country? (large)
- 3 Can you speak please? (slowly)
- 4 That's car journey I've ever had. (bad)
- 5 I prefer this car to the other one. It's (comfortable)
- 6 Our hotel was than the others in the town. (good)
- 7 Please talk I'm trying to work. (quietly)
- 8 Pietro plays tennis than I do. (well)

5 Look at the sentences below and choose the correct option to complete the rules (1-3).

The journey by car is less expensive than the journey by plane.
The journey by car is not as expensive as the journey by plane.
The journey by car is as long as the journey by train.

- 1 We use **less ... than** to say something is a smaller amount/ the same.
- 2 We use **not as ... as** to say something is a different amount/ the same.
- 3 We use **as ... as** to say something is a different amount/ the same.

➔ **GRAMMAR REFERENCE** / pages 199–201.

REVIEWS

We spent three great days in Salzburg. **Although** the train journey was quite expensive, it was fast **and** comfortable. Our hotel was comfortable, **too**. The castle is so interesting, and it is **also** good value for money. **What's more**, there's a beautiful view from it. **As well as** visiting the castle, Mozart's birthplace and the Mirabel Gardens, we went to Salzburg Zoo. It's a long way from the city centre, **but** it is definitely worth a visit. We'd really recommend Salzburg to anyone who likes lively historic cities. Take warm clothes, **though**. It can be cold in Austria!

 5,853 reviews



WRITING

A REVIEW

- 1 Read a review of a trip to Salzburg. Did the reviewer enjoy the trip?
- 2 Look at the words and phrases in purple in the text. Which ones add more information, and which ones show a contrast?
- 3 Complete the sentences using the linking words in the review.

The flight to New York was very long, ¹b..... we watched a couple of movies, so it wasn't too boring. ²A..... the city is very large, the transport system is cheap ³a..... reliable. ⁴W....., you can get a city card, which gives you a discount on museum entry and city transport. ⁵A..... visiting all the famous sights in New York, we did lots of shopping and watched a show on Broadway, ⁶t..... . The clothes shops are great and they are ⁷a..... cheaper than at home. I didn't like some of the cafés, ⁸t..... . The tea and coffee were a bit weak.

- 4 Now write a review of a trip you have made. Use these linking words and phrases in your review.

VOCABULARY

EASILY CONFUSED TRAVEL WORDS

Let's talk about our **trip** to Edinburgh next month.

I really want to take a **tour** of Edinburgh castle.

What about **transport**? How shall we go?

Air **travel** costs a lot.

The **journey** will take us at least seven hours.

- 1 Look at the speech bubbles and use the words in bold to complete these sentences.

- 1 Would you rather go on a weekend to a city or to the countryside?
- 2 What's the best type of to use to get across your city?
- 3 When you visit a new place, would you rather take an organised or explore it by yourself?
- 4 What's the longest that you have ever been on?
- 5 Would you like to have a job which involves some foreign ?

- 2 Work in pairs and discuss the questions in exercise 1.

GRAMMAR

SO AND SUCH, TOO AND ENOUGH



GRAMMAR ON THE MOVE

Watch the video



- 1 Read these online reviews of three hotels. Which has the best food? Which is the smallest? Which has the worst service?
- 2 009 Listen to Emma and Tim talking about hotels. Which one of the reviewed hotels will they choose? Why?
- 3 Read the sentences and complete the rules with *too*, *enough*, *so* and *such*.

*If we book early **enough**, we can get cheaper tickets.*
*I hate it when you can't get **enough** sleep at night.*
*I guess it's not **so** important.*
*We shouldn't stay anywhere that's **too** far from a station.*
*The city centre has **such** great places to eat.*

so and such

Use ¹..... (a/an) before an adjective + noun and ²..... before an adjective without a noun.

too and enough

Use ³..... before an adjective without a noun and ⁴..... before a noun or after a verb or adjective.

➔ **GRAMMAR REFERENCE** / page 201.

- 4 Choose the correct words to complete these sentences.
 - 1 I'm *enough/so* excited about going on holiday!
 - 2 They decided not to drive because it was *such/too* a long journey.
 - 3 Did you have *enough/such* time to visit the museum?
 - 4 If it's warm *such/enough* we can go swimming in the sea.
 - 5 Our bags won't be *too/enough* heavy to carry.
 - 6 It was *such/too* far to walk.
- 5 Complete the sentences about the hotel reviews using *so*, *such*, *too* and *enough*.
 - 1 Guests say that the food at Campbell House is good.
 - 2 Visitors think that Campbell House is noisy to stay in.
 - 3 Visitors think that Drumcraig Lodge is a friendly hotel.
 - 4 The service isn't good at Hotel Glenross.
 - 5 The Hotel Glenross is far for guests to walk to from the city centre.



Hotel Glenross

10 km from city centre 42 rooms

Comfort ★★★★★ Service ★★ Food ★★★★★

It's really comfortable here. The food's nice, but it's a shame the service isn't very good.

853 reviews

Campbell House

1 km from city centre 75 rooms

Comfort ★★★ Service ★★★★★ Food ★★★★★

The food is fantastic, and the service is good, too. Unfortunately it's on a busy road so you can hear the traffic.

573 reviews

Drumcraig Lodge

3 km from city centre 20 rooms

Comfort ★★★★★ Service ★★★ Food ★★

This is a friendly hotel, and it's also lovely and quiet. We were disappointed with the food, though.

763 reviews

- 6 When you go on holiday, do you like to stay in hotels? Why? / Why not?
- 7 **P** **TOO AND TO** 010 Listen to these words. Do they sound the same or different?
 too to
- 8 **P** 011 Now listen to this sentence. Which word is shorter when it's in a sentence – *too* or *to*?
It's too far to drive.
- 9 **P** 012 Listen and repeat these sentences. Pay attention to the correct pronunciation of *too* and *to*.
 It's too small to stay in. Do you want to go by car?
 It's too far from the city centre. That's not too bad.

LISTENING

1 What do you know about the island of Madagascar? Look at the photos (A–C) and match them with the landscapes.

- rainforest
- high and mountainous
- dry and rocky

2 Work in pairs. What do you think tourists can do there? What do you think the weather is like?

3 013 Listen to a student talking about her trip to Madagascar. Match the photos with the different parts of the island in the box. There is one you don't need.

- the south the northwest
- the centre the east

4 013 Listen again and decide if the sentences are true or false.

- 1 The island has three seasons.
- 2 The climate in Madagascar varies according to which part of the island you're in.
- 3 It's warm and wet in the south of the island.
- 4 It's very cold in the northwest.
- 5 There are lots of rainforests on the east coast.
- 6 The centre of the island has got mountains.

5 Work in pairs. Would you like to go to Madagascar? Which part would you like to go to? Why?


VOCABULARY

WEATHER

1 Match the words in the box with the meanings below.

- breeze chilly climate cool damp
- dull fine humid lightning showers

- 1 not so warm
- 2 short periods of rain
- 3 a light wind
- 4 the weather conditions that an area usually has
- 5 not sunny
- 6 hot and slightly wet weather or air
- 7 pleasant and dry
- 8 a sudden flash of light in the sky during a storm
- 9 quite cold
- 10 rather wet conditions that are cold or unpleasant



A



B



C



2 Complete the sentences with five of the words from exercise 1.

- 1 In the afternoon, there are storms with thunder and
- 2 There are also heavy in the afternoon.
- 3 The most interesting thing about Madagascar's is the incredible variety.
- 4 Because the weather is so, there are thick rainforests in this part of the island.
- 5 It's fairly between May and September, with temperatures falling to around 15 or 16°C.

3 Complete the weather forecast below with the other five words from exercise 1.

And now for tomorrow's weather forecast for the Auckland region of New Zealand. It's going to rain heavily in the early hours, so there'll be a ¹ start to the day. There's also going to be a cold wind, so it'll feel quite ², with temperatures of only around 5 or 6°C. The clouds are going to be around all morning, which means that it will stay rather grey and ³ until around midday. But after that, the sun's going to come out, and it's going to be a ⁴, bright afternoon. Those cold winds will change to just a gentle ⁵, and it will feel quite pleasant for the time of year.

4 What is the weather like where you are today?

PUSH YOURSELF B2

VOCABULARY: ENVIRONMENT

- 1 What global problems can be caused by travel and tourism? Do you know what 'green tourism' is?
- 2 Read this text about green tourism, and then complete the sentences below using the words in green.

GREEN TOURISM

How can you see the world without damaging the environment?
 Here are some tips on being an eco-tourist:

Travelling:

Try to keep your **carbon footprint** small by avoiding unnecessary air and car travel.

This helps to:

- reduce the amount of **fossil fuels** burned
- limit the level of **climate change**

At your destination:

- buy products that are locally produced and **environmentally friendly**
- support the **conservation** of the local environment
- try to limit the amount of **waste** that you leave behind

- 1 Gas, coal and oil are types of
- 2 Things which don't harm the planet are
- 3 is a way of protecting nature.
- 4 Unwanted things which we throw away are
- 5 A person's is the amount of CO₂ produced by their lifestyle.
- 6 is the way that the Earth's weather is changing.

- 3 Work in pairs and discuss the questions. Do you try to be an eco-tourist? Do you think they are good tips? Can you think of more?

DID YOU KNOW?

British English speakers say **holiday** to talk about long summer breaks and enjoyable trips away from home. American English speakers say **vacation**. They use the word **holiday** only to talk about days off work or school for celebrations such as Christmas and Independence Day.

SPEAKING PART 3 TRAINING

MAKING SUGGESTIONS, ASKING FOR OPINIONS, AGREEING AND DISAGREEING

- 1 Where do people go for weekend breaks in your country? What kind of things can visitors do there?
- 2 014 Listen to two candidates discussing the most suitable place for a weekend trip away for teenagers. Answer the questions.
 - 1 Do the candidates sound interested? Why?
 - 2 Does the woman make suggestions?
 - 3 Does the man respond to the woman's ideas?
- 3 014 Listen to the conversation again and tick the phrases you hear.

I think they'd enjoy going to ...	What do you think?	Yes, you're right.	Sorry, but I don't agree (with you).
I think they should go to ...	What's your opinion?	I agree (with you).	Do you think so?
Perhaps they could go to ...	Do you agree?	That's true.	Really?
I think the ... is the best place for them to go.		I think that's a great idea.	I'm afraid I disagree (with you).
They might like going to ...			


- 4 Put the headings below in the correct column in exercise 3.

agreeing asking for an opinion
 disagreeing making a suggestion

- 5 Complete the sentences using words in exercise 3.
 - 1 They like going to the city.
 - 2 I'm afraid I don't with you. I think cities are too noisy for young children.
 - 3 I think that's They'll love swimming in the sea.
 - 4 I think the countryside is the best place for them to go. Do ?

6 A family with two children want to go away for a weekend trip. Here are some places they could go to. Talk together about the different places they could go, and say which would be most suitable for them.

Make sure you give reasons for your opinions, and use some of the phrases from exercise 3 during the conversation.



SPEAKING PART 4 TRAINING

In Speaking Part 4 the examiner will ask you some questions on the same topic as Part 3.

7 015 Match the questions with the candidate answers and reasons. Then listen and check.

QUESTIONS	ANSWERS	REASONS
1 Do you like holidays in the city or at the seaside?	I'd rather go on holiday with my family than with my friends	because I love shopping and visiting museums.
2 What's your ideal holiday destination?	I prefer holidays in the city	because I really enjoy dancing.
3 Do you prefer to go on holiday with your family or with friends?	Autumn is my favourite time of year to go on holiday	because the weather might be cold and wet.
4 What time of year do you like to go on holiday?	I like the countryside, but I'd rather stay in a hotel than a tent	because I prefer cooler weather and there aren't so many people.
5 What do you think about camping holidays in the countryside?	My ideal holiday destination is somewhere lively that has good nightlife	because we have a lot of fun together.

8 Now work in groups of three. One of you is the examiner and the other two are candidates. Take turns to ask and answer the questions below.

- Do you enjoy holidays at the seaside or in the mountains?*
- What's your favourite holiday destination?*
- Who do you like to go on holiday with?*
- What time of year would you rather go on holiday? Why?*
- What kind of accommodation do you prefer to stay in? Why?*

EXAM FOCUS

READING PART 2

For each question, choose the correct answer.
 The people (1–5) below are going to visit Paris, and are looking for a guidebook to the city.
 Below are reviews of eight guidebooks (A–H).
 Decide which guidebook would be the most suitable for the people.

- A SEE PARIS** This is a great guidebook if you want tips from local people about where to eat out and go shopping, as well as helpful information about places suitable for disabled visitors. And with its clear descriptions of the contents of famous museums and art galleries, it is especially good for lovers of culture.
- B PARIS ... AND MORE** If you're going to Paris for only a few days, but don't want to miss anything, this guidebook is ideal. There are tours suitable for everyone, including families and children, as well as the elderly. You'll also find restaurant suggestions – however much or little you want to spend. And for those with more time, there are also ideas for trips outside the city.
- C PARIS: A VISITOR'S HANDBOOK** This guidebook contains some excellent walking tours, together with information about the city's history and information on when to visit its attractions at a discount or for free. There's also a section with basic words and phrases to help you communicate in French, as well as some detailed maps.
- D GUIDE TO PARIS** Whatever recommendations you need – restaurants, concert halls or clothes stores – you'll find them here. And anyone who needs to travel around Paris, on foot, by public transport or car, will find this book very helpful. There's also useful information about places to visit in the areas surrounding Paris.
- E PARIS FOR EVERYONE** The author of this guide is a travel writer who uses a wheelchair, so there's plenty of information for visitors who want to know which locations they can access, including tips on accommodation, transport and sightseeing. And for anyone who wants to practise speaking with locals, the book includes some excellent language tips.
- F TRAVELLERS' PARIS** This guidebook is highly recommended, whether you're visiting Paris to buy designer clothes, look at famous paintings, eat fine food, learn the French language, or just walk around looking at the sights. It also includes some useful advice about driving in the city centre.
- G PARIS, CITY OF LIGHTS** Written by an architecture expert, this will tell you everything you need to know about Paris from ancient Roman times up to the present. There are suggestions of tours taking in all the main sights, suitable for the longest or the shortest of trips, along with tips to help you find good food, good music and all the latest fashions.
- H ALL ABOUT PARIS** You'll find everything you need to know here about getting around by bus and underground (metro). There are suggestions for activities for every age group. It also has lots of information about where to stay, from simple student hostels to the finest hotels – there's something for everyone.

EXAM FACTS

- You read five descriptions of people (Questions 1–5).
- You also read eight descriptions of places or things (Options A–H).
- You have to match each question with one of the eight options.

EXAM TIPS

- Read the questions carefully, and underline all the different things that the people require. Each person will have three requirements.
- Read the options quickly and look for words and phrases which have the same meaning as those which you have underlined or highlighted.
- For each person/profile, find the option which matches all their requirements. Remember that this option will probably not have the same words as the question. It will contain the same information, but will use different words and phrases.



- 1** Jack is a student, so he wants to spend as little money as possible in Paris, and would like to explore the city on foot. He's also keen to learn a little French to speak to local people.



- 2** Emily is looking for things to do in Paris with her six-year-old daughter. She needs to choose some accommodation, and would also like to know how to use the city's public transport.



- 3** Ray wants to visit Paris with his wife Carole, who uses a wheelchair. They want a guidebook that recommends good restaurants as well as giving details about well-known paintings on display.



- 4** Ali wants to know about driving in Paris and about making trips outside the city. He'd also like suggestions about the best places to listen to music.



- 5** Katarina wants to see as much as possible of Paris in just two days. She'd like to discover about the history of the city, and also wants some ideas on where to buy stylish clothes and shoes.

SPEAKING PART 3

EXAM FACTS

- The examiner describes a situation to you and shows you some pictures.
- You have to discuss your views and opinions with another student.
- You will need to make suggestions and reply to the suggestions which the other student makes.

EXAM TIPS

- Look at and talk to the other student, not the examiner.
- Show interest in what the other student says, and respond to his or her ideas.
- At the end of the conversation, you should either agree or agree to disagree with the other student.

A group of students are on holiday together and they want to spend a day in the countryside. Here are some things which they could do. Talk together about the different activities they could do, and say which would be most interesting for them.

➔ **SPEAKING BANK** / pages 241–242.

SPEAKING PART 4

EXAM FACTS

- The examiner asks you questions about the same topic as in Part 3.
- You need to talk for about three minutes.


EXAM TIPS

- Don't worry too much about making mistakes.
- Remember you don't always need to tell the truth – just try to keep talking and give reasons for your answers.

In pairs, ask and answer the questions below. Take turns.

- 1 Do you like spending time in the countryside?
- 2 If you go into the countryside, what do you like doing there?
- 3 Do you prefer to relax or be active when you're on holiday?
- 4 What sports do you like doing when you're on holiday?
- 5 Are there any sports or outdoor activities which you would like to try?
- 6 Do you think it is important for young people to do sports and outdoor activities in their free time?

➔ **SPEAKING BANK** / page 243.



HOW WAS IT?

- Gave it a go
- Getting there
- Aced it!

REAL WORLD

WHERE CAN I STAY IN ... AUCKLAND?

- Who do you usually go on holiday with? What kind of accommodation do you usually stay in when you are away? What are the advantages of this kind of accommodation?
- Look at the photos of types of accommodation in New Zealand and read the tourist information text. Match five of the types of accommodation with the photos.



PLANNING YOUR STAY: ACCOMMODATION TYPES IN NEW ZEALAND

HOSTELS

This kind of accommodation is great value if you just want a bed for the night. Hostels often provide information about their area, and are usually happy to book activities for you. Some hostels have **single** and **double** rooms, but most have just **dormitories**.

MOTELS

Motels are more common than hotels in New Zealand. Most rooms have a small kitchen and the rooms are usually **en suite**. They're a good place to stay if you're travelling by car, and you don't usually need to book ahead.

HOTELS

There aren't as many hotels in New Zealand as other countries, but you'll find something for all tastes, including luxury, boutique and historic hotels. Most offer single, double and **twin** rooms.

CAMPSITES

Campsites are an inexpensive way to stay in a place overnight, and they get you right into the beautiful landscape. Most places have shared kitchen and bathroom facilities, and there are usually barbecues too. A few even have swimming pools. Some campsites also have cabins or lodges to stay in if you don't have a tent.

BED AND BREAKFASTS AND HOMESTAYS


These allow you to see how the local people live, often staying in very comfortable houses with extremely nice gardens. Breakfast is always included in the price, and many homestays also offer home-cooked evening meals with the family.

DOC HUTS

The Department of Conservation (DOC) looks after hundreds of huts in the countryside. You can stay in a basic hut for free, but some huts with more facilities charge a fee. They certainly aren't luxury accommodation – there aren't usually bathrooms or places to cook, bed sheets or even hot water. But you are close to nature. Booking is usually required.

APARTMENTS

Normally only available for a week at a time, not for single nights, you can really live and feel like a local person on holiday. They're great if you want a base to really explore an area, and you can also save money by cooking your own meals.



- 3** Read the text again. Write the correct accommodation type for each sentence.
- There isn't usually a bathroom or kitchen.
 - You usually have to book for at least seven days.
 - Breakfast is already in the price you pay.
 - There are fewer of these in New Zealand than in other countries.
 - You can learn about the area you are staying in here.

- 4** Look at the words in pink in the text. Match them with the meanings.
- a room for two people, with two separate beds
 - a room with its own bathroom and toilet
 - a room for one person
 - a large room where several people sleep
 - a room for two people, with one large bed

- 5** 016 Listen to three conversations with tourists. Match each conversation (1–3) with what the person is doing (a–d). There is one answer you don't need.
- arriving at a motel they have booked in advance
 - asking about accommodation at a Tourist Information Office
 - asking someone in the street about places to stay in a town
 - phoning a hotel to book in advance

- 6** 016 Decide if the sentences are true or false. Then listen again and check.
- Queen Street Backpackers is in the city centre.
 - The hostel only has mixed dorms.
 - The rooms at the Auckland city hotel all have their own bathroom.
 - You have to pay more for breakfast at the hotel.
 - The room in the motel is en suite.

- 7** Complete the sentences about accommodation with the correct words.
- booked for by card go for
 how much information on looking for
 price include rooms available sounds

PHRASES YOU MIGHT USE

- Do you have any accommodation?
- We're somewhere close to the city centre.
- And is it?
- That good. We'll that.
- Do you have any for tonight?
- Does the breakfast?
- We've got a room tonight.
- I'll pay , please.

- 8** Match the sentences (1–6) with the meanings (a–f).


PHRASES YOU MIGHT HEAR

- If you could just fill in your details here.
 - Would you like to go ahead with that?
 - So, if I can just take your name?
 - I've got you down for a value twin room.
 - If you could just pop your card in there for me.
 - That's all gone through for you.
- You have booked a value twin room.
 - Your card payment was successful.
 - Please write your name, etc. here.
 - Please put your bank card in this machine.
 - Do you want to book the room?
 - Please tell me your name.

- 9** Watch the video about New Zealand. What do you learn about these things? Make notes.

- the country
- wildlife
- camping
- hostels
- homestays
- motels

- 10** Work in pairs and compare your notes. Then watch again to check your ideas. Would you like to try bungee jumping? Why? / Why not?



WATCH



LIFE COMPETENCIES

EVALUATING IDEAS, UNDERSTANDING CULTURES

- 11** Work in pairs to plan a trip. Think about:

- the town, city or region you would like to visit
- the advantages of different types of accommodation
- the location of the accommodation

Tell the class about what you chose and why.