



The environment

1 *Think* Read and write the words. Then number the pictures.

- 1 We use this to get hot water in our homes and sometimes to cook. gas
- 2 We use this for our lights, our computers and many other things. _____
- 3 This is a hard, thick type of paper. Boxes are made of this. _____
- 4 If we don't have this, we can't live. Plants and animals need it, too. _____
- 5 Drinks cans, parts of bicycles and parts of planes are made of this. _____
- 6 This material can break easily. Bottles are sometimes made of this. _____



2 *Think* Read and correct the underlined words.

- 1 Newspapers and magazines are made of cardboard. paper
- 2 People can't use wind power in places that don't get much sun. _____
- 3 Be careful with that bottle because it can break. It's made of paper. _____
- 4 My cousin lives near a wind farm, so they use solar power, not gas. _____
- 5 Give the baby the aluminium cup, not the glass one. It's safer. _____

3 *My World* What do you use that's made of plastic? What do you use that's made of aluminium?

- 1 I use _____ and _____. They're made of plastic.
- 2 _____. They're made of aluminium.

My picture dictionary → Go to page 90: Write the new words.

4 Read and complete the interview with *should* or *shouldn't*.

Baytown School news

Keep Baytown green

Kevin is the leader of the Baytown School Environment Club. Our reporter, Jenny, asked Kevin for some ideas for keeping Baytown green.

Jenny: Kevin, tell us about some things young people should do to help keep Baytown green.

Kevin: There are a lot of things we should do. We ¹ should recycle plastic, aluminium and paper. We ² _____ throw away newspapers, magazines and cardboard. We ³ _____ recycle them.

Jenny: What about rubbish? There are some things that we can't recycle.

Kevin: Yes, Jenny, that's right. We ⁴ _____ make a lot of rubbish, and we ⁵ _____ use a lot of plastic bags, because we can't recycle them.

Jenny: But we can reuse plastic bags.

Kevin: Yes, we ⁶ _____ reuse plastic bags when we can.



Jenny: Let's talk about other things we can do at home.

Kevin: Well, we ⁷ _____ use a lot of water. We ⁸ _____ reuse rainwater in our gardens.

Jenny: And we ⁹ _____ waste electricity.

Kevin: Yes, we ¹⁰ _____ turn off lights and computers when we aren't using them.

Jenny: How about outside of our homes?

Kevin: We ¹¹ _____ ask our parents to drive us everywhere. We ¹² _____ walk or take the bus.

Jenny: Thank you for those great ideas Kevin. Now let's all work hard to keep Baytown green!

5 Read and write *true* or *false*.

- 1 Kevin is the school newsletter reporter. _____ false _____
- 2 The name of the club is Baytown Student Green Club. _____
- 3 There aren't many things young people can do to help the environment. _____
- 4 We should reuse plastic bags. _____
- 5 People shouldn't leave their computers on all the time. _____
- 6 People should travel by car a lot. _____

6 Which of Kevin's ideas do you think are the most important? Name two.

- 1 I think we should _____.
- 2 I think _____.

7 Answer the questions. Then tick (✓) the correct picture.

1 What should we do to save water?
We should collect rainwater for our gardens.




2 What should we do to save electricity?





3 What should we do to use less paper?



4 What should we do to reduce waste?




5 What should we do to save forests?



8 Complete the questions. Then circle the correct answers.

- 1 What should we do to save energy?
 a We should use solar energy. b We should throw our rubbish in the rubbish bin.
- 2 What _____ save water?
 a We should recycle our cans. b We should have showers, not baths.
- 3 What _____ paper?
 a We should write on both sides. b We should use solar energy.
- 4 _____ waste?
 a We should reuse and recycle. b We should do less homework.
- 5 _____ gas?
 a We should collect rainwater for our gardens. b We should use less hot water.

9 *Think* Read the story again. Correct the sentences and then number.



- a They follow the eagle to the rope mountain.

- b Sofia sees that the bridge is new and tells Jack. They fix it.

- 1 c The children pick up the eagle and take it with them.
The children pick up the rubbish and take it with them. _____
- d Jack helps the yeti and it flies away.

10 Read and match the questions and answers.

- | | | |
|---|---------------------------------------|-----------------------|
| 1 Did the children pick up the rubbish? | <input checked="" type="checkbox"/> c | a Yes, it is. |
| 2 Who helped the eagle fly away? | <input type="checkbox"/> | b They use a rope. |
| 3 Where does the eagle take the children? | <input type="checkbox"/> | c Yes, they did. |
| 4 Is the bridge broken? | <input type="checkbox"/> | d Jack did. |
| 5 What do they use to fix it? | <input type="checkbox"/> | e To the rope bridge. |

11 *My World* What can you do to show the value: reuse and recycle?

- 1 *You can recycle newspapers and magazines.* _____
- 2 _____
- 3 _____



Skills: Reading

12 Read Kerry's blog. Write the words under the pictures.



Go green with Kerry!



Hey everybody! We all know we should reduce waste, reuse and recycle. We know we shouldn't throw away old things if we can use them again. So I have a great message board you can make with ugly, old things. Here's what you need:

A baking tray
A hammer and a nail
Wrapping paper
Scissors
Glue
An empty can
Bottle tops
Notepaper
Magnets

- 1 Ask your mum or dad to make a hole in one end of the baking tray with a hammer and a nail.
- 2 Measure and cut the wrapping paper to fit the baking tray. Glue the wrapping paper to the baking tray.
- 3 Measure and cut the wrapping paper to fit the can. Glue the wrapping paper to the can. Glue two magnets to the side of the can. Put the can on the baking tray for pens and pencils.
- 4 Glue magnets inside the bottle tops. Cover the front with notepaper. Put your board on the wall.

And there you have it! A beautiful, new message board!
Visit my blog next time for ideas about saving energy.



magnets



13 Look at activity 12. Put the sentences in order.

- a Stick pretty wrapping paper on the baking tray and the can with glue.
- b Put your message board on the wall.
- 1 c Find an old baking tray and an aluminium can.
- d Put magnets on bottle tops and put them on the board.
- e Ask for help to make a hole in one end of the baking tray.

14 TIP Antonyms are words that have opposite meanings.

We had *good* weather on holiday. It was sunny every day.


We had *bad* weather on holiday. It rained every day.

Read Kerry's blog again. Circle the examples of antonyms.

What happens to our old glass bottles?

1 Look and write the words under the pictures.

furnace recycling bin green glass clear glass ~~melted glass~~ sand



melted glass



2 Put the sentences in order.

- a A big lorry comes and takes our old glass bottles away.
- b They use the melted glass to make new bottles.
- c The clear glass, green glass and brown glass go in different groups.
- 1 d We put our glass bottles in a recycling bin.
- e Shops sell the recycled glass bottles.
- f The glass melts.
- g They put the glass and sand in a furnace.
- h Machines break the glass and mix it with sand.

3 How much glass, plastic, aluminium and paper do you recycle each week?
Make a bar chart.

Evaluation

1 Read and complete. Use the words in the box.

shouldn't cardboard electricity aluminium should water plastic glass

Mandy's room is a mess! There are ¹ aluminium cans on the desk. There are ² _____ bottles under the desk. There are ³ _____ bags under the bed. There are newspapers and magazines on the floor near a big ⁴ _____ box. She should recycle the cans and bottles. She ⁵ _____ recycle the newspapers and magazines, too. Her computer and desk lamp are on. She should turn them off to save ⁶ _____. Mandy is in the bathroom now. She is having a long bath. She should have showers to save ⁷ _____. And she ⁸ _____ be so messy!



2 Read activity 1. Answer the questions.

1 What should Mandy do with the cans and bottles?

She should recycle the cans and bottles.

2 What should Mandy do to save paper?

3 What should Mandy do to save electricity?

4 What should Mandy do to save water?

3 Complete the sentences about this unit.

✓ = I can ... ✗ = I can't ...

1 ... name ten words about the environment.

2 ... talk about what people *should* and *shouldn't* do.

3 ... ask about what people *should* do.


4 ... say how to reuse and recycle.

5 ... write a blog about making something new from recycled things.

6 The part of this unit I found most useful was _____.

Review Units 5 and 6

1 *Think* Read and complete the word puzzle.



Across

- 2 This is a book of words.
 5 A lot of bags are made from this.
 6 We play this on the computer.
 7 This is a big book with a lot of information.
 9 We read this on a tablet or an e-reader.

Down

- 1 This gives us light at night.
 3 This comes from trees.
 4 This is what we use when we go online.
 8 We need this to live.

2 Read and circle the correct answers.

- 1 Lisa couldn't _____ because it was broken.
 a reused the plastic bag b reuse the plastic bag
- 2 Phillip shouldn't _____ .
 a play online games all day b played online games all day
- 3 _____ you use a computer when you were young? No, I _____ .
 a Could, could b Could, couldn't
- 4 What _____ we do to save paper? We _____ write on both sides.
 a should, should b should, shouldn't
- 5 When my dad was at school, he _____ use an encyclopedia, but he _____ look for the information on the internet.
 a couldn't, couldn't b could, couldn't
- 6 _____ you swim when you were six? No, but I _____ swim well now.
 a Could, couldn't b Could, can

3

Think

Read and match the questions and answers.

- 1 Could you read when you were three? d
- 2 My grandma hasn't got a computer, so I can't send her emails.
- 3 Could you use a computer when you were six?
- 4 I don't like going to bed early, but I'm always tired in the morning.
- 5 Could you speak English when you were seven?
- 6 I like doing sport outside in summer, but I sometimes feel tired and get a headache.



- a No, I couldn't, but I could understand a little.
- b You should drink a lot of water when you do exercise.
- c You should send her letters.
- d No, I couldn't, but I liked looking at the pictures.
- e You shouldn't play online games late at night.
- f I could turn it on, but I couldn't use the internet.

4

My World

Answer the questions about you.

- 1 What technology do you use the most at home?

- 2 Write two things you could do when you were four.

- 3 Write two things you couldn't do when you were six.

- 4 What types of energy do you use at home – electricity, gas, solar energy or wind energy?

- 5 What things do you usually recycle?

- 6 What things do you usually reuse?
