


UNIT

1

My face



1 Listen and chant.    


2 Listen and stick. Then find and tick (✓).   

					
<input type="checkbox"/>	<input type="checkbox"/>	<input type="checkbox"/>	<input type="checkbox"/>	<input type="checkbox"/>	<input type="checkbox"/>

Lesson 1: ears, eyes, face, hair, mouth, nose. This is my (face).

3 Listen and say. Then match and colour.

CD 1.13



4 Listen and circle.

CD 1.14



1





2







5 Listen and say. Then match.   

1 

2 




3 

4 

6 Listen and sing.   





Lesson 3 Song: happy, sad. I'm (happy).

7 Listen and answer. Then draw.



8 Look and play.



9 Listen and answer.



10 Now act the story out.



Lesson 5 Story: (pink) flowers. Face. Colours. I'm (happy).

11 Listen and tick (✓) or cross (X).  



12 Cut out (page 73). Then listen and play.   



13 Listen and say. Then listen and circle.



14 Match and say.



15 Make a poster.



16 Listen, tick (✓) and say. Then play.



17 Draw and say.

