









Pupil's Book contents

Unit	Unit aims	Vocabulary	Language lab 1	Values	Phonics	STEAM	Language lab 2	Project and Review
Welcome! pp. 4–9	How can I find my way around school? <ul style="list-style-type: none"> Use school words. Talk about classroom rules. Help my friends. 	Subjects: Art, Languages, Maths, Music, Science, PE, Technology School locations: art room, canteen, classroom, computer room, gym, music room, playground	Listen to each other. Work hard. Don't be late. Raise your hand to speak.	Help friends.				
1 Show time! pp. 10–23	How can I make a flip book? <ul style="list-style-type: none"> Use action words. Talk about actions using <i>be</i> and <i>-ing</i>. Describe actions using <i>well / quickly / badly</i>. Talk about what my friends are doing. 	Talents: act, clap, do cartwheels, do gymnastics, do magic tricks, juggle, spin around, stamp, step backwards, step forwards, step to the side, wave	Language lab 1 What is he doing ? He's doing gymnastics. She isn't doing magic tricks. We're practising for the show!	Our talents.	a, e and i man step spin	Science: Bones and muscles Experiment: Yoga moves: which body parts are used?	Language lab 2 They're juggling well . She's walking backwards . He's dancing beautifully .	Make a flip book. 
2 Frozen pp. 24–37	How can I create a museum exhibition? <ul style="list-style-type: none"> Use weather and animal words. Talk about the past. Compare then and now. Describe the weather. 	Weather: cloudy, cold, icy, rainy, snowy, sunny, warm, windy Animal words: hairy, tail, trunk, tusks	Language lab 1 It was sunny yesterday. We were big. I wasn't small. They weren't hairy.	Our heritage.	o, u dog, fox, hop duck, run, tusk	Science: Fossils Experiment: Making fossils	Language lab 2 Was there a fossil here? Yes, there was . / No, there wasn't . Were there dinosaurs at the museum? Yes, there were . / No, there weren't .	Create a mini museum exhibition. 
Checkpoint	Review Units 1–2	pp. 38–39						
Culture	Spain	pp. 40–41						
3 Celebrations! pp. 42–55	How can I create a festival parade? <ul style="list-style-type: none"> Use describing words. Compare events. Compare things using <i>-est / more</i>. Give my opinion. 	Describing words: boring, colourful, disgusting, exciting, fun, hungry, interesting, noisy, quiet, relaxing, tasty, thirsty	Language lab 1 It's more colourful. It's better .	Be organised.	a, e, i, e cage kite	Maths: Symmetry and patterns Experiment: Make masks	Language lab 2 It's the best . It's the most colourful.	Create a festival parade. 
4 Blast off! pp. 56–69	How can I create a puppet space journey? <ul style="list-style-type: none"> Use space words. Talk about the past <i>-ed</i>. Ask about the past using <i>Did he / she ...?</i> Talk about the weekend. 	Space words: astronaut, launch, rocket, satellite, space, space station Actions: breathe, float, live, travel, study, work	Language lab 1 He worked in space. I didn't travel in space.	Spend time with friends.	o, e, u, e bone, stone cube, cute	Technology: Rockets Experiment: Make rockets	Language lab 2 Did he travel to the Moon? Yes, he did . / No, he didn't . Where did you work? I worked on the ISS.	Create a puppet space journey. 
Checkpoint	Review Units 3–4	pp. 70–71						
Culture	Russia	pp. 72–73						
5 Holiday time! pp. 74–87	How can I design a beach? <ul style="list-style-type: none"> Use beach words. Talk about what I / he / she / they did in the past. Ask about the past using <i>did</i>. Talk about when things <i>happened</i>. 	Places: beach, campsite, dolphin, rocks, sand, sea, waves, whale Experiences: buy ice cream, go on a boat trip, go surfing, have a picnic	Language lab 1 I / You / We / They swam in the sea. He / She went on a boat trip.	Ask for help.	ar, ea and ee farm beach tree	Science: The sea Experiment: Record how water moves	Language lab 2 Did you go to the beach? Yes, we did . / No, we didn't . What did he do on holiday?	Design a shoebox beach. 
6 Let's shop! pp. 88–101	How can I create a shop? <ul style="list-style-type: none"> Use shopping words. Talk about amount using <i>There is / There are</i>. Ask about amount using <i>How much ...?</i> Talk about shopping. 	Shops: bakery, bookshop, butchers, clothes shop, department store, grocer's, market, pet shop, shopping centre, supermarket, sweet shop, toy shop	Language lab 1 There is a cake. There is some bread. I haven't got any carrots.	Look after our pets.	or, er horse farmer	Design: Brand design and logos Experiment: Design a logo	Language lab 2 There's a lot of milk. There isn't much bread. Is there much rice? I haven't got many carrots.	Create a shop in a shopping centre. 
Checkpoint	Review Units 5–6	pp. 102–103						
Culture	UAE	pp. 104–105						
7 Eco Warriors! pp. 106–119	How can I help the environment? <ul style="list-style-type: none"> Use environment words. Talk about the future using <i>going to</i>. Talk about wants using <i>want / would like to</i>. Talk about weekend plans. 	Actions: plant, recycle, reduce, reuse, save Describing words: dirty Things: environment, glass, paper, rubbish, waste, wildlife	Language lab 1 What are you going to do? I'm going to plant some plants. He / She isn't going to waste water.	Help the environment.	Short oo, long oo book, foot, woods food, pool, school	Science: Decomposition Experiment: Investigate decomposition	Language lab 2 I / You / We / They want to save the planet. He / She wants to do more recycling. I'd / You'd / He'd / She'd / we'd / they'd like to protect wildlife.	Do a class environmental project. 
8 Let's work! pp. 120–133	How can I create a careers fair? <ul style="list-style-type: none"> Use job words. Talk about my talents using <i>I like / don't like</i>. Ask and answer questions using <i>Why</i> and <i>Because</i>. Give my opinion. 	Jobs: architect, bank cashier, computer programmer, conservationist, doctor, engineer, graphic designer, mechanic, nurse, police officer, scientist, vet	Language lab 1 I like reading. She loves doing gymnastics. They enjoy doing their job. We don't like doing sport.	Take on the challenge.	ou / ow, oi / oy and ay house, cow enjoy, toy day, say	Engineering: Audio Engineers Experiment: Make and listen to sounds	Language lab 2 Why do you want to be an audio engineer? Because I enjoy playing music.	Create a careers fair. 
Checkpoint	Review Units 7–8	pp. 134–135						
Culture	Amazonian Peru	pp. 136–137						