




# 7 Under the sea

How can I make a diving game?

*I will learn sea animal words.*


**1**  Match and say.




**2**  What's missing from **1**?  
Draw and say.




**3**  Listen and sing. Colour the fish in order.



**4**  Which animals are not a pair? Circle.

**CODE CRACKER** 




**5** Look and say. Write the first letter.


My picture dictionary!



\_\_\_ rab



\_\_\_ hark



\_\_\_ hrimp



\_\_\_ ellyfish

**EXTRA VOCABULARY**

**6**  Listen, point and say.



**I can** use sea animal words.





# Story lab


ENJOYING A STORY

I will listen to a story about sea animals.


Can you see **teeth?**

**1** Remember the story. Number in order.



**2**  Listen and check your answers.

3  Listen and tick .



4  Listen and draw.



5  Draw a fish tank in your notebook.  
Ask and answer with a partner.

**I can** listen to a story about sea animals.




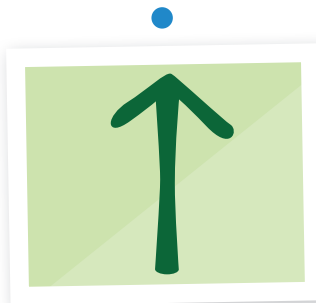
# Sound lab

I AND U

I will learn the  
i and u sounds.

**1** Write, trace and match. Then listen, point and say.

\_\_\_\_\_ p \_\_\_\_\_ nsect \_\_\_\_\_ mbrella \_\_\_\_\_ gloo



**2** Which two match? Circle.

CODE  
CRACKER



**3** Listen, point and say.

I can use the i and u sounds.





# Experiment lab


SCIENCE: ANIMALS WITH SHELLS

I will learn about animals with shells.

**1**  Tick  the animals with shells.



**2**  Look, sort and draw lines.



**3**  Draw more animals for each section in **2**.

**4**  Make a shell crab.



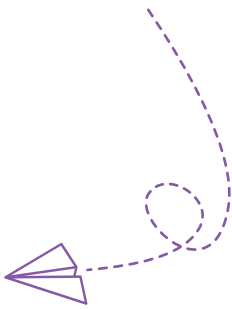
**I know** about animals with shells.




# It's windy!

## COMMUNICATION

I will talk about the weather.



**1** Listen and tick .



**2** Continue the sequence. Then say.

**CODE CRACKER**

1						<input type="text"/>
2						<input type="text"/>
3						<input type="text"/>





**Values** Wear suitable clothes.

**3** Are the children wearing the correct clothes?  
Look and tick  or cross . Then say.



**4** Make dressing-up dolls.



**5** Play with your dolls and say.



**I can** talk about the weather.






# PROJECT AND REVIEW UNIT 7



Make a diving game

Project report

**1** What does your diving game have? Tick .



**2** Complete your project report.  
Then draw.



My diving tank has \_\_\_\_\_

\_\_\_\_\_.

**3** Listen and say.  
Play your game  
with friends and  
family.



**1**  Listen. What's on the tray? Tick  or cross .

1




2




3




4




5




**2**  Draw your favourite sea animals. Then say.

My favourite  
sea animals!

Now go to your Progress Chart on page 2.