

1

Let's explore together

Lesson 1

Where are the children?

1 ^{1.01} Listen and explore.

1 coat

2 trainers

3 scarf

6 cap

4 backpack

5 watch

8 glasses

Tell me!

What have you got in your classroom?


2 ^{1.02} Listen, stick and say.

3 Trace and read.

4 Watch and listen.

I've got a cap.

Lesson 2

1  1.03 Sing and act.*Have you got a backpack and a watch?**Yes, I have. Yes, I have.**Have you got trainers and a coat?**Yes, I have. Yes, I have.**Have you got glasses and a scarf?**Yes, I have. Yes, I have.**Have you got a belt and a cap?**No, I haven't. No, I haven't.*2  1.05 Listen and tick (✓) or cross (×).
Say.Have you got a scarf?
Yes, I have. / No, I haven't.

7 belt



I can shine!



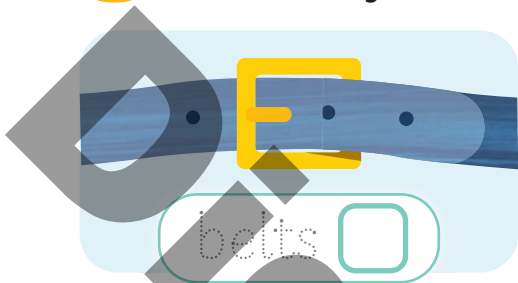
3  Ask and answer.*Have you got a watch?**Yes, I have!*

I can name my things.



Lesson 3

1 How many? Look at the story. Count and write the number.



2 Listen or watch.




Explorers Club






I can shine!

3 Circle the club mascot.




a frog



a cat



a butterfly



a rabbit

4 Act out.

I can understand a story about choosing a club mascot.



Let's imagine!

What has the club got?
Is Peanut happy?

Lesson 4

1  1.08 Listen and find.

2  1.09 Listen and number. Say.



3  1.10 Listen, read and say.





Chant

*She's got long hair.
He's got short hair.
She's got dark hair.
He's got fair hair.*

She's got long hair.



4 Read and match. Then say.



a She's got long, fair hair.

b He's got short, fair hair.


c He's got short, dark hair.

d She's got long, dark hair.

Lesson 5

1  Listen and match.



2  Look and play. Add one more.

3  Listen, write and say.

She's got a short coat and new glasses.



She's got a long belt, too. Blue backpack!

My sounds



It's windy! Look at your yellow watch!

I can shine!

4   Cut out, choose and play.

Have you got glasses?

She's got glasses.




Yes, I have.



I can describe my friends and talk about what they've got.

Lesson 6

1  Listen, look and find.

2  Listen, point and say.



builder



chef



teacher



explorer

3 Circle the odd one out.

1 a



b



c



Think and share!
Who's a hero in your community?

2 a



b



c



3 a



b



c



4  Watch and listen.

Lesson 7

Commenting on a photo

1  Listen and write. Then read and number.

1 He's a _____.

2 She's a _____.

3 He's an _____.


4 She's a _____.


What a great photo!




2 Read. Then write.

Back Likes 21 Comments 1

 posted by Oscar123
This is me and my neighbours.
It's our street party.



 posted by ClaraT

Comments

What a _____
_____!

I can shine! ✨ ✨ ✨

3 Take a photo and say.

Look at this!

Oh, what a great photo!



I can comment on a photo.



Let's make a club book!

Step 1

Review

- 1 Find and write.
- 2 Look, think and tick (✓) for you. Ask and answer.

coat scarf glasses belt watch backpack cap trainers



1	_____	<input type="checkbox"/>
2	_____	<input type="checkbox"/>
3	_____	<input type="checkbox"/>
4	_____	<input type="checkbox"/>
5	_____	<input type="checkbox"/>
6	_____	<input type="checkbox"/>
7	_____	<input type="checkbox"/>
8	_____	<input type="checkbox"/>

Have you got glasses?

Yes, I have.

- 3 Play!

She's got long, fair hair. She's got a big, yellow watch. Who is it?

It's Anna!

- 4 Think! Who's in your club? Write and say.

_____ is in my club.

Step 2

Create

- 5 Think about your friends. What have they got? Tick (✓).




- 6  Make a club book. Draw or take photos. Write.



- 7  Describe your friend.

Time to shine!

- 8  Share your club book with the class.

What a great photo!



Look! This is Zana.

That's my best friend. She's got long hair.



I appreciate my friends and community.

1