

2

All kinds of families

Lesson 1

★ What can you see?

1 ^{2.01} Listen and explore.

1 uncle

2 auntie

3 mum

6 sister

Tell me!

Is your family big or small?

2



^{2.02} Listen, point and say.

3

Stick and say.

4



Watch and listen.



4 granny

5 granddad

Lesson 2

1



2.03

Sing and act.



2



2.05

Listen and number.



8 dad

7 brother

Who's this?
This is my dad.



I can shine!

3



Ask and answer for Dexter.

Who's this?

This is my sister.

I can ask about family.



Lesson 3

1 Who's in the story? Tick (✓).



2   Listen or watch.






Let's imagine!

Draw a family
for Kiki.



I can shine! ✨ ✨

3 Tick (✓) Elena's family.



4 Act out.

**I can understand a story
about different families.**



Lesson 4

1  2.08 Listen and find.

2  2.09 Listen and match. Say.

fish

cat



bird

dog

3  2.10 Listen and say.




Chant

*I've got a doll. I've got a train.
I've got a tablet, too.
I've got a brother. I've got a fish.
I've got a friend. And you?*

I've got
a bird.



4 Follow and find. Say.




Lesson 5

1  Listen and tick (✓).

1



2  Look and play.

I've got two brothers and a cat.

1!


Yes!

2



3  Listen and say.

My sounds



Granny and grandad have got a colourful cat.

I can shine!

4 Cut out and say.

I've got a sister.

I've got a mum and a dog.

I can describe my family and pets.





Lesson 6

1 Listen, look and find.



2 Listen, point and say.



3 Who do you do these things with? Look, think and tick (✓).

	eat	go to school	play
cousin 			
neighbour 			
friend 			
pet 			



4 Watch and listen.

Lesson 7

Thanking people

1 Who's the card for? Read and tick (✓).
2.17 Then listen and check.



2 Read and complete.

best friend dad
grandad granny mum

For my
.....

From
.....

I can shine! ✨ ✨ ✨

3 Let's thank someone!

This is for you.

Thank you!

I can thank people.

Let's make a family circle!

Step 1

Review

1 Read and number. Then trace.



- 1 uncle
- 2 dad
- 3 granddad
- 4 brother
- 5 sister
- 6 mum
- 7 granny
- 8 auntie

2 Who's in your family? Circle.

3 Tell a friend.

4 Think! Tick (✓) who is important to you.

neighbour cousin friend pet

I've got two sisters and a pet. It's a bird!

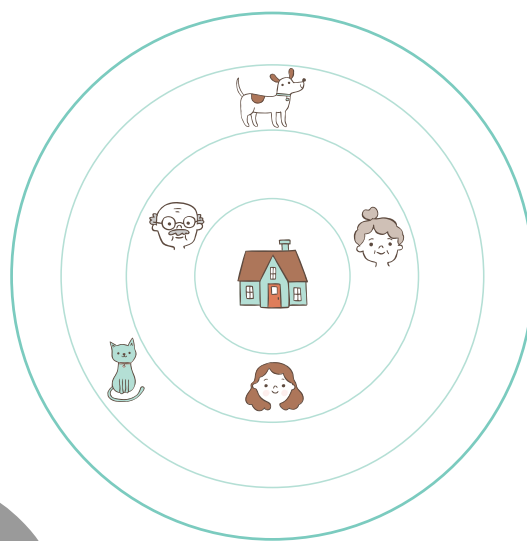
Step 2

Create

5 Who are your special people? Draw and write.




6 Make your family circle.



Time to shine!

7 Show your family circle to the class.



This is my mum.
I've got a sister. I've
got a cat. This is my
friend.

I can appreciate all kinds of families!

2

Review 1 Important to me

1 ^{2.18} Listen and find the toys.



2 Read and match. Then trace.

I've got
an elephant.

I've got
a plane.

I've got
a car.

3 Look and point. Then ask and answer about toys.

What's this?

It's a ball.
It's old.

Time to shine! ✨ ✨

Mini-project

- 4 Draw or make a label.



Think about my progress

- 5 Read and complete.

I know toy words.

I know family words.

My favourite story is in Unit .

My favourite song is in Unit .

- 6  Read and tick (✓).



1 I can name my toys and family.

2 I can ask and answer about toys and family.

3 I can ask friends to play.

4 I can thank someone.