







Discover

ENGLISH

DISCOVER ENGLISH – NAŠE 1 pro 2. stupeň ZŠ
Připraveno přímo pro české základní školy!
Novinka vydána na základě rozsáhlého průzkumu mezi učiteli v celé ČR.



Discover

ENGLISH

Vážení kolegové,

Nová řada učebnic angličtiny **Discover English nakladatelství Pearson Longman** přichází na trh ve chvíli, kdy se mnozí učitelé zamýšlí nad koncepcí výuky angličtiny na svých školách, tentokrát z pohledu připravovaného celoplošného testování žáků 5. a 9. ročníků a odpovídajících ročníků víceletých gymnázií. Již na první pohled je zřejmé, že nová učebnice je zajímavá, její obsah je vhodně zařazen do kontextu témat odpovídajících věku žáků a především pokrývá požadavky na receptivní i produktivní dovednosti.

Struktura učebnice odpovídá běžnému standardu, na který jsou mnozí učitelé a jejich žáci zvyklí – je rozdělena do 8 lekcí doplněných úvodní lekcí Starter, která by měla žáky do učebnice uvést. Lekce obsahují **vše, co od moderní učebnice očekáváme** – úvodní texty, které jsou doplněny kvalitní cd nahrávkou, přehlednou gramatiku a především **dostatek různorodých cvičení** procvičujících všechny **4 jazykové dovednosti** – reading, listening, writing i speaking. **Gramatika je velmi přehledná**, každý prezentovaný gramatický jev je procvičen v následných cvičeních. **Slovní zásoba** běžných tematických okruhů je **úměrně k věku žáků** zdařile prezentována i pomocí jednoduchých obrázků, což žákům při učení poskytuje i **vizuální oporu**.

Učitelé jistě ocení nejenom grafickou úpravu učebnice a různorodá cvičení (nejen v učebnici, ale i v pracovním sešitě), ale také sekci **Let's Revise** na konci každé lekce. Nejedná se pouze o nudné opakování, je velice užitečné, že i v této sekci jsou zařazena cvičení na procvičení výslovnosti, poslechu, ale také na rozvoj řečových dovedností. Tuto část lze využít nejen ke shrnutí a opakování učiva dané lekce, ale i ke stále více požadovanému **sebehodnocení žáků**.

Vítané zpestření výuky nabízí i stránky **Discover Culture** na konci každé sudé lekce, které žákům umožní malý výlet do anglického prostředí a životního stylu. Tato část poskytuje i nápady a tipy na **projekty**, které již staly neodmyslitelnou součástí výuky angličtiny.

Učebnice je hodně **barevná** a žákům se bude jistě líbit i kombinace tzv. reálných postav, které je budou učebnicí provázet, a stále populárních **komiksů**, které najdou na konci každé lekce.

Nedílnou součástí učebnice je pracovní sešit, který reaguje na časté požadavky rodičů – **zadání** cvičení jsou zde **v češtině**, což umožní žákům pracovat i doma, bez přítomnosti učitele. Jeho struktura odpovídá učebnici, i zde jsou cvičení různorodá včetně shrnující sekce Let's revise. Učitelé, žáci i jejich rodiče pak určitě přivítají i na konci pracovního sešitu zařazený **přehled mluvnice s českým vysvětlením**, a především pak **anglicko – český slovníček** zpracovaný po lekcích a v nich obsažených tematických celcích. Je třeba zdůraznit, že ve slovníčku je uveden **fonetický přepis výslovnosti**.

Učitele jistě potěší i všechny **doplňkové komponenty**, které nakladatelství Pearson Longman k této nové učebnici nabízí a které jim jejich práci ve třídě usnadní. V první řadě je to **praktická Teacher's book**, která v sobě obsahuje i učebnici, **kvalitní audio cd**, které nabízí dostatek poslechových cvičení, **Active teach** – digitální software pro interaktivní tabule, obsahující kompletní učebnici v interaktivní podobě a **DVD, Multi-ROM a Test Master CD-ROM** s připravenými testy.

Učebnici Discover English I bych doporučila všem žákům 6. ročníků. Pokud však škola zařadila angličtinu do svého ŠVP dříve než standardně ve 3. ročníku, případně posílila její hodinovou dotaci nebo s ní chtějí již začít, pak tuto učebnici mohou přivítat i učitelé **5. ročníků**.

Věřím, že s Vaším dobrým vedením a s pomocí této učebnice se z Vašich žáků stanou nadšení objevitelé angličtiny ©



Mgr. Ludmila Balíková

učitelka angličtiny & Evropský učitel jazyků 2008

Vyzkoušejte si Unit 4 z Discover English I

Discover Words se zaměřuje na důležitá témata a klíčovou slovní zásobou. Pro žáky na všech stupních znalosti nebo i bez předchozích znalostí a zázemí slovní zásoby je velmi snadné osvojit si obojí. Jazykové dovednosti jsou většinou představeny skrze obrázky nebo fotografie a současně doprovázeny zvukovými nahrávkami, což standardizuje výslovnost a pomáhá žákům s různými výukovými styly.

4 My Life

Hello!
Our new webpage is about
our daily routines. Oh no!
I'm late for school!

Discover Words

▶ routines

1 1.50 Listen. Order the pictures.

A walk to school

B watch TV

C have dinner

D meet friends

E study

F finish school

G go to bed

H get up

2 1.51 Listen, check and repeat.

3 Is your day the same or different?

IN THIS UNIT:

- routine verbs
- present simple
- transport
- telling the time

35

Další extra aktivity a nápady k procvičování najdete v **metodické příručce**.

Stručný přehled klíčových aktivit a výukových jevů na začátku každého Unitu seznamuje žáky s probíranou látkou a pomáhá jim monitorovat vlastní pokrok.

Každý díl má svůj vlastní **foto příběh**, který tvoří reálný podklad pro konkrétní projekt. V *Discover English 1*, vždy v lekcích a+b, připravují hlavní postavy vlastní webové stránky, tematicky propojené s obsahem každého Unitu. Dialogy a texty příběhu skvěle představují klíčové jazykové struktury.

4^a Daily Routines

1 1.52 Listen and read.

1 Every school day is the same. I get up at seven o'clock.

Aargh! Go away! Gemma!!

Come on Felix, get up!

2 We have breakfast at eight o'clock. I eat cereal. Then we walk to school.

Felix! That's disgusting!

4 We have dinner at seven o'clock. At eight o'clock I watch TV. Gemma studies.

Gooaa!!!

Shhh! Felix!

3 We finish school at three o'clock. Gemma goes home, but I meet my friends.

Goodnight, Felix.

5 Night, Mum.

I go to bed at nine o'clock.

2 1.53 Read and listen. Match Felix's activities to the times.

- 1 finish school **B**
- 2 have breakfast
- 3 get up
- 4 go to bed
- 5 watch TV

A



B



C



D



E



36

Cvičení **Discover Extra Words** jsou určené pro „rychlíky“ a pomáhají udržet pracovní atmosféru ve třídě.

Učte se novou slovní zásobu a gramatiku

Talking Tips! (lekce a nebo b) představují každodenní běžnou angličtinu – vždy dva výrazy, které běžně používají žáci daného věku.

Díky rozmanitým aktivitám na **speaking** se žáci přirozeně rozmluví.

Talking Tips!

3 1.54 Listen, repeat and match.

- 1 That's disgusting!
- 2 Go away!



Speaking

6 Work with a friend. Mime an action and draw a time. Your friend can guess.

You have breakfast at eight o'clock!



Grammar present simple: affirmative

I	get up	
You	watch TV	
We	study	
They	have breakfast	at seven o'clock.
He	gets up	
She	watches TV	
It	studies	
	has breakfast	

4 Circle the correct words.

- 1 Ben get up / gets up at seven o'clock.
- 2 His sister watch / watches TV at home.
- 3 They finish / finishes school at four o'clock.
- 4 Ben meet / meets his friends at three o'clock.
- 5 He study / studies then he goes to bed.

Watch Out!

have / eat: breakfast, lunch, dinner, cereal, chips

5 1.55 Listen and complete.

Monica ¹ gets up at seven o'clock. She ² _____ breakfast with her brother – they ³ _____ cereal. At eight o'clock, Monica ⁴ _____ to school with her friends. She ⁵ _____ dinner at six o'clock, then she ⁶ _____ TV. At nine o'clock, she ⁷ _____ to bed.

Discover 5 extra words. Go to the inside back cover. 37

Fun Zone

7 1.56 Listen and complete. Then listen and repeat.

Bill gets up and plays the ¹ drums.
At one o'clock or two.



He has his dinner on his ² _____.
And watches TV, too.



He studies in the shower or ³ _____.
And finishes at ten.



He says goodnight to
Mum and ⁴ _____.
And goes to bed again.

Fun Zone aktivity povzbudí svým obsahem i slabší žáky, protože skvěle propojují humor s cílenou výukou a pomáhají lépe si zapamatovat i obtížnější látku. **Fun Zone** se v učebnici pravidelně opakuje a obsahuje dostatek zábavných aktivit na procvičování gramatiky, slovní zásoby, poslechu i mluvení.




4^a

Daily Routines


Time

1 K ciferníkům přiřadte časy.



- a It's one o'clock.
- b It's eight o'clock.
- c It's seven o'clock.
- d It's nine o'clock.
- e It's three o'clock.

2 Zapište čas.



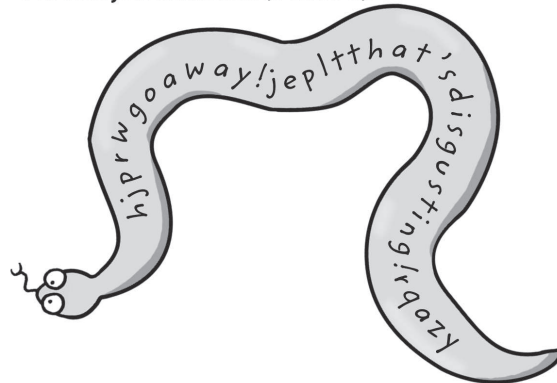
- 1 It's seven o'clock.
- 2 It's _____
- 3 _____
- 4 _____
- 5 _____
- 6 _____

3 Doplňte text. Použijte slovesa ze strany 31.

I ¹ get up at eight o'clock. I sing in the shower!
I ² _____ at nine o'clock.
We ³ _____ at four
o'clock and I ⁴ _____.
I ⁵ _____ at six o'clock
and I ⁶ _____.
I ⁷ _____
at eight o'clock and at ten o'clock I
⁸ _____.

Talking Tips!

4 Zakroužkujte dvě fráze (Talking Tips).
Přiřadte je k obrázkům (a nebo b).



- 1 _____
- 2 _____



Připraveno přímo pro české ZŠ

4^a

5 Doplňte rozhovory. Použijte tyto fráze (Talking Tips).

come on That's disgusting What
Go away



- Felix Gemma! Gemma!
Gemma ¹ *What?*
Felix Look!
Gemma It's time to study, Felix. ² _____!
Felix Oh ³ _____. Look at me! I'm an elephant!
Gemma Oh, OK... Oh Felix! ⁴ _____!
You've got bananas in your mouth.
Now we can't eat them! It isn't funny.
Felix Oh yes it is! Ha! Ha!

Present simple: affirmative

6 ☆ Zakroužkujte vždy správné slovo.

- Gemma get / gets up at seven o'clock.
- Felix eat / eats breakfast at eight o'clock.
- Ben go / goes to school at nine o'clock.
- Monica have / has lunch at school.
- Gemma study / studies after school.
- Felix watch / watches TV after dinner.

7 ☆ Napište správný tvar.

- I get up He gets up
- I go to bed She _____
- I have lunch He _____
- I watch TV She _____
- I study He _____
- I finish school She _____

8 ☆ Co platí pro vás? Zakroužkujte slova.

- I study at school / in bed.
- I eat breakfast at home / at school.
- I have lunch at school / at home.
- I meet my friends at school / after school.
- I watch TV at school / at home.
- I go to bed at 7 o'clock / late.

9 ☆☆ Napište o Benovi.

I get up at six o'clock.



- Ben gets up at six o'clock.

I have breakfast at seven o'clock.

- He _____

I go to school at nine o'clock.

- He _____

I meet my friends at three o'clock.

- He _____ his _____

I study at seven o'clock.

- He _____

I watch TV at eight o'clock.

- He _____

Writing

10 Napište o svém dni.

I _____ up at _____ o'clock.
I _____ breakfast at _____
_____. I _____ to
school at _____. I finish school at
_____. I _____ dinner
at _____. I _____ to bed at
_____.

Discover **5** extra words. Go to page 80.

33



Grammar Summary Přehled mluvnice

Unit 4

Present simple tense Přítomný prostý čas

I	get up	
You	watch TV	
We	study	
They	have breakfast	at seven o'clock.
He	gets up	
She	watches TV	
It	studies	
	has breakfast	

Přítomný prostý čas prostý popisuje děje a činnosti, které se opakují. Je to vlastně základní tvar slovesa ze slovníku. I **get up** at seven o'clock. Vstávám v sedm hodin.

Pouze ve 3. osobě jednotného čísla (*he, she, it*) na konec slovesa přidáváme koncovku -s. He **gets up** at seven o'clock. Vstává v sedm hodin.

Watch Out! / Pozor!

Pokud sloveso ve výslovnosti končí na -s, -sh, -ch, -x, přidáme -es (vyslovujeme /ɪz/).
watch - watches
Pokud končí na -o, přidáme -es.
go - goes
Pokud sloveso končí na souhlásku + -y, změňme ho na -i a také přidáme -es.
carry - carries

I / You / We / They	don't	go to school by bus.
He / She / It	doesn't	go to school by bus.

Zápor tvoříme pomocí slovesa *do + not* (zkrácený tvar *don't*). You **don't go** to school by bus. Vy do školy nejedete autobusem.

Ve 3. osobě jednotného čísla (*he, she, it*) tvoříme zápor pomocí slovesa *does + not* (zkrácený tvar *doesn't*). He **doesn't go** to school by bus. On nejede do školy autobusem.

Do	I / you / we / they	get up late?
Yes, we do. / No, we don't.		
Does	he / she / it	get up late?
Yes, he does. / No, he doesn't.		
What time do you get up?		

Otázku tvoříme pomocí *do + sloveso* v základním tvaru bez *to*. Krátké odpovědi tvoříme opět pomocí slovesa *does* nebo *doesn't*.

Do they **get up late**? Vstávají pozdě?
Yes, they **do**. Ano, vstávají.
No, they **don't**. Ne, nevstávají.

Ve 3. osobě čísla jednotného (*he, she, it*) pomocí *does + sloveso* v základním tvaru bez *to*. Krátké odpovědi tvoříme opět pomocí slovesa *does* nebo *doesn't*.
Does she **go by car**? Jezdí autem?
Yes, she **does**. Ano, jezdí.
No, she **doesn't**. Ne, nejede.

Time

Čas

Základní otázka zní: *What time is it?* nebo *What's the time?*

- celé hodiny Jsou dvě hodiny.

It's **two o'clock**.

- půlhodiny Je půl osmé.

It's **half past seven**.

- čtvrt hodiny Je čtvrt na jednu.

It's **quarter past twelve**.

- čtvrt hodiny Je tři čtvrtě na pět.

It's **quarter to five**.

Vyjadřujeme-li čas přesněji v minutách, je dělímek půlhodina:

- minuty mezi celou a půl - PAST

It's **twenty five past nine**.

Je devět hodin a dvacet pět minut.

- minuty od půl do celé hodiny - TO

It's **ten to four**.

Za deset minut čtyři hodiny.

Wordlist Anglicko - český slovníček

UNIT 4

Routine verbs Slovesa vyjadřující rutinu

finish school /'fɪnɪʃ sku:l/ končit školu

get up /'get ʌp/ vstávat (z postele)

go to bed /'gəʊ tə bed/ chodit spát

have dinner /'hæv 'dɪnə/ večeřet

meet friends /'mi:t frendz/ setkávat se s kamarády

study /'stʌdi/ učit se, studovat

walk to school /'wɔ:k tə sku:l/ chodit do školy

watch TV /'wɒtʃ ,ti: 'vi:/ dívat se na TV

Transport Doprava

bike /'baɪk/ kolo, bicykl

boat /'bəʊt/ loď, člun

bus /'bʌs/ autobus

car /'kɑ:/ auto

motorbike /'məʊtəbaɪk/ motorka

plane /'pleɪn/ letadlo

train /'treɪn/ vlak

The time Čas

five to twelve /'faɪv tə twelv/ za pět minut dvanáct

half past eight /'ha:f pɑ:st eɪt/ půl deváté

quarter past three /'kwɔ:tə pɑ:st θri:/ čtvrt na čtyři

seven o'clock /'sevn ə'klɒk/ sedm hodin

ten to nine /'ten tə naɪn/ za deset minut devět

twenty-five to six /'twenti faɪv tə sɪks/ půl šesté a pět minut

Food and meals Potraviny a jídla

breakfast /'brekfəst/ snídaně

lunch /'lʌntʃ/ oběd

dinner /'dɪnə/ večeře

apple /'æpəl/ jablko

fish and chips /'fɪʃ ənd tʃɪps/ ryba s hranolkami

pizza /'pɪtsə/ pizza

sandwich /'sændwɪtʃ/ obložený chléb

sweets /'swi:ts/ bonbony

toast /'təʊst/ topinka, toast

Other Ostatní

bee /'bi:/ včela

buzz /'bʌz/ bzučet, bzz

by /'baɪ/ od, vedle

cereal /'sɪəriəl/ cereálie, obilnina

cold /'kəʊld/ studený

crisscross /'krɪskrɒs/ crisscross

disgusting /'dɪs'gɑ:stɪŋ/ nechutný

every /'evri/ každý

flying /'flaɪŋ/ létající

Go away! /'gəʊ ə'weɪ/ Jít pryč!

goal /'gəʊl/ cíl

goodnight /'gʊd 'naɪt/ dobrou noc

homework /'həʊmwɜ:k/ domácí úkol

hop /'hɒp/ skočit, hop

hour /'aʊə/ hodina

India /'ɪndiə/ Indie

knee /'ni:/ koleno

lake /'leɪk/ jezero

late /'leɪt/ pozdě

left /'left/ vlevo, doleva

live /'lɪv/ živý

Ow! /'əʊ/ Au!

read /'ri:d/ číst

same /'seɪm/ stejný

show /'ʃəʊ/ ukázat

skate park /'skeɪt pɑ:k/ skate park

slide /'slaɪd/ klouzat se

spaceboard /'speɪsbɔ:d/ spaceboard

stomp /'stɒmp/ dupat

tell the time /'tel ðə taɪm/ ukazovat čas

vampire /'væmpaɪə/ upír

visit /'vɪzɪt/ navštívit

What time is it? /'wɒt taɪm ɪz ɪt/ Kolik je hodina?

when? /'wen/ kdy?

yummy /'jʌmi/ mňam

Pracovní sešit obsahuje **přehled a vysvětlení gramatiky v češtině** a doplňuje tak gramatické rámečky z učebnice.

Slovní zásoba je vyučována v kontextu **po tématech** a podle toho je přehledně uspořádán i **anglicko-český slovníček s výslovností**.

Tento způsob pomáhá žákům snadněji si slovní zásobu zapamatovat, aktivně ji používat a **učitelé mohou lépe kontrolovat jejich pokrok**.

V metodice dále najdete:

- **Test Master CD- ROM** obsahuje progress testy ke každému Unitu a závěrečné roční progress testy – v pdf a v editovatelné formě ve Wordu (verze A a B) včetně přehledné tabulky pro záznam výsledků každého žáka.
- **Tipy** : Jak pracovat s.....pro méně zkušené učitele
- **Discovery English Games Bank** obsahuje další tipy a aktivity pro ještě zábavnější hodiny
- Klíč k pracovnímu sešit

Workbook answer key

Unit 4 My Life

My Picture Dictionary

- 1 2 have dinner 3 meet friends 4 finish school
5 go to bed 6 walk to school 7 watch TV
8 study
- 2 study, get up, walk to school, have dinner, finish school, go to bed

4a Daily Routines

- 1 2 e 3 d 4 c 5 a
- 2 It's two o'clock. 3 It's four o'clock. 4 It's five o'clock. 5 It's eleven o'clock. 6 It's twelve o'clock.
- 3 2 walk to school 3 finish school 4 meet friends 5 have dinner 6 study 7 watch TV 8 go to bed
- 4 1 Go away! a 2 That's disgusting! b
- 5 2 Go away! 3 come on. 4 That's disgusting!
- 6 2 cats 3 goes 4 has 5 studies 6 watches
- 7 2 goes to bed 3 has lunch 4 watches TV 5 studies 6 finishes school
- 9 2 He has breakfast at seven o'clock. 3 He goes to school at nine o'clock. 4 He meets his friends at three o'clock. 5 He studies at seven o'clock. 6 He watches TV at eight o'clock.

4b To School

- 1 1 (across) boat (down) bus 2 car 3 motorbike 4 train 6 plane
- 2 2 bus 3 bike 4 to school 5 New York / the USA 6 seven o'clock 7 walk
- 3 2 Kim doesn't walk to school everyday. 3 She doesn't go to school with her sister on Wednesday. 4 Dakota doesn't walk to school. 5 James' friends don't go to school by bike. 6 Amit doesn't get up at eight o'clock.
- 4 2 Kim walks to school on Mondays. 3 She goes to school with her sister on Tuesdays. 4 Dakota goes to school by boat. 5 Amit goes to school by bike. 6 Amit gets up at six o'clock.
- 5 2 I don't walk to school. 3 They don't go by bus. 4 We don't go by motorbike 5 My friends don't meet on Sunday. 6 I don't go to bed at ten o'clock.
- 6 3 walks 4 doesn't 5 car 6 doesn't go 7 goes 8 goes

4c Earth Explorer

- 1 lives in a house ✓, sleeps in a bed ✓, eats bats' legs ✗, eats breakfast ✓, has got a toy mouse ✓
- 2 2 Does 3 Do 4 do 5 does 6 Do
- 3 2 Does Bandit sleep in a bag? 3 Do you go to work? 4 Does your mum work? 5 Does Bandit eat bats' legs? 6 Does Fiz sleep in a bag?
- 4 2 What time do you go to bed? 3 What time does Bandit eat lunch? 4 What time does your mum start work? 5 What time do we go to school? 6 What time do they finish school?
- 6 2 quarter past. 3 five o'clock. 4 quarter past four. 5 half past twelve. 6 six o'clock.
- 7 1 b 2 a
- 8 2 What 3 time 4 hours

4d Let's Revise!

- 1 1 walk to school 2 have dinner 3 watch TV 4 meet friends 5 finish school 6 get up
- 2 1 bike 2 boat 3 train 4 bus
- 3 1 get up 2 by 3 on 4 dinner
- 4 1 gets up 2 walk 3 studies 4 finish
- 5 1 I don't eat breakfast at 8.15. 2 We don't walk to school. 3 Monica doesn't finish her homework on the bus. 4 Ben doesn't sing on the bus.
- 6 1 Do / I do 2 Do / they don't 3 Does / he doesn't 4 Does / she does
- 7 1 start 2 go 3 walks 4 doesn't like
- 8 1 It's ten o'clock. 2 It's quarter past six. 3 It's quarter to four. 4 It's quarter past eight. 5 It's twenty-five past eleven. 6 It's half past seven.



Grammar worksheets teaching notes and answer key

Teaching notes

The Consolidation grammar worksheets can be used to help weaker students consolidate the basic grammar covered in each unit. They offer simple, clear practice of key grammar points that students will have covered in the unit. The worksheets can be handed out during the class and completed either during the lesson or at home.

The Extension grammar worksheets will give further practice for the stronger students who have assimilated the grammar covered in the unit. Again, these can be completed during the lesson or at home.

A note with the answer key below indicates when is the best time to complete the worksheets, which is usually towards the end of each unit.

Unit 4

Students can complete the grammar worksheets after they have completed Lesson 4c of the *Students' Book*.

Consolidation

- 1 2 gets up 3 get up 4 gets up 5 get up 6 gets up
- 2 2 don't 3 doesn't 4 doesn't 5 don't 6 don't
- 3 2 c 3 b 4 a 5 d

Extension

- 1 2 have 3 gets 4 goes 5 meets 6 finish
- 2 2 They don't watch TV. 3 Monica doesn't get up late. 4 We don't finish school at 2 o'clock. 5 He doesn't study after school. 6 I don't have dinner at 5 o'clock.
- 3 Answers will vary but may include: Do they watch TV in the morning? Does he get up early? Do we meet friends after school? Does she have breakfast at 7 o'clock? Do you walk to school?

Gramatické pracovní listy jsou zaměřené na potřeby tříd s rozdílnou úrovní znalostí a dovedností. Učitelé mohou poskytnout pracovní listy slabším studentům i „rychlíkům“.

Photocopiable resource 4 – My Life

Objective: To practise talking about daily routines; to practise saying times.

Organisation: Students work in pairs.

- Carry out this activity after Lesson 4c of the *Students' Book*.
- Give each student a copy of the table. They look at the pictures and write the times they do each activity in the 'You' column.
- Once they have completed their column they must complete the second column by asking their partner and answering questions about their daily routines.
 - What time do you get up?*
I get up at half past seven.
 - What time do you have dinner?*
I have dinner at quarter past six.
- Encourage students to say complete sentences when they answer a question.

Extra activity: Use the completed sheets to carry out a class survey. Get students to work in five groups (only five as lines 3 and 4 will be the same for each student – they will go to school and finish school at the same time). Each group focuses on a line in the table. They must exchange information with the other groups and note down all the times from their completed sheets. From this they work out an average time for each routine. They report back their findings to the class.

Fotokopírovatelné materiály různých druhů:

- Pro začátek školního roku
- Extra aktivity pro každý Unit
- Aktivity pro speciální dny a svátky
- Vyzkoušejte si fotokopírovatelné materiály z Discover English I Unit 4 a stáhněte si je z www.longman.cz

Gramatika je vyučována v kontextu spojeném s tématem Unitu. Porozumění a správné použití je průběžně testováno. Dostatek procvičování pomáhá studentům správně pochopit gramatickou strukturu a aktivně s ní pracovat – např. vytvořit správně otázku.

4^b


To School

Discover Words

transport

1.57 Match the words with the photos. Listen, check and repeat.

motorbike 7 bike plane car
boat bus train



2.58 Now listen and match the sounds to the transport.

- | | |
|--------------|---------|
| 1 <i>car</i> | 5 _____ |
| 2 _____ | 6 _____ |
| 3 _____ | 7 _____ |
| 4 _____ | |

3.59 Read and listen. Match the children to the transport.

- | | |
|----------|-------------|
| 1 James | a motorbike |
| 2 Amit | b boat |
| 3 Dakota | c bus |
| 4 Kim | d bike |

Everyone gets up and goes to school but lots of people don't walk.

Hi! My name's James and I'm from London. I go to school by bus. It's very slow, but my friends go on the bus too so it's good fun.

Hello, I'm Amit and I'm from India. On school days I get up at six o'clock. I meet my friend Samir and we go to school by bike.

Read about these children.

Hello! My name's Dakota and I'm from Alaska. I don't walk to school and I don't go by car. We haven't got a car but we've got a boat and a small plane. My school is next to a big lake so I go to school by boat.

Hi, I'm Kim and I'm from Vietnam. On Mondays I walk to school with my friends, but on Tuesdays I go to school with my big sister. She doesn't walk. She goes on her motorbike and I sit behind!


38

Učte se novou slovní zásobu a gramatiku

Gramatické rámečky srozumitelně vysvětlují probíranou gramatiku, pomáhají snadnějšímu porozumění a lepšímu zapamatování. **Pracovní sešit** obsahuje přehled a vysvětlení gramatiky v češtině a doplňuje gramatické rámečky z učebnice.

Grammar present simple: negative

I		
You	don't	go to school by bus.
We		
They		
He	doesn't	go to school by bus.
She		
It		



4 Circle the correct words.

- 1 James **goes** / **doesn't go** to school by train.
- 2 Amit **gets up** / **doesn't get up** at 7 o'clock.
- 3 He **goes** / **doesn't go** to school by bike.
- 4 Dakota **lives** / **doesn't live** in Alaska.
- 5 She **goes** / **doesn't go** to school by car.
- 6 Kim **walks** / **doesn't walk** to school with her sister.
- 7 She **meets** / **doesn't meet** her friends on Monday.

6 Write true sentences.

- 1 Monica **doesn't go** (go) to school by bus.
- 2 Ben and his friends ____ (walk) to school.
- 3 Monica ____ (listen) to music.
- 4 Ben and his friends ____ (sing).
- 5 Monica ____ (read) a book.
- 6 Ben ____ (finish) his homework on the bus.

Writing

- 7 What do you do when you go to school?
Tick the list in Exercise 5. Compare with a friend.
Write sentences.

I go by **bus** but Jelena **doesn't go** by bus.
She goes by **car**. I talk to friends and
Jelena talks to friends too.

Watch Out!

by: bike, motorbike, car, boat, bus, plane, train.
on: foot

Listening

- 5 1.60 Listen and tick the boxes.

	Monica	Ben (in the USA)
walks to school	<input checked="" type="checkbox"/>	<input type="checkbox"/>
goes to school by bus	<input type="checkbox"/>	<input type="checkbox"/>
listens to music	<input type="checkbox"/>	<input type="checkbox"/>
finishes homework	<input type="checkbox"/>	<input type="checkbox"/>
talks to friends	<input type="checkbox"/>	<input type="checkbox"/>
sings	<input type="checkbox"/>	<input type="checkbox"/>
reads a book	<input type="checkbox"/>	<input type="checkbox"/>



39

Watch Out! upozorňuje na vybrané jazykové jevy např. ustálená spojení. Metodická příručka obsahuje tipy na jejich aktivní zapojení do hodiny.

Vtipy se prolínají celou učebnicí spolu s obrázky a mají žákům pomoci v porozumění jazyka. Je to velmi funkční výuková technika právě pro tento věk.

Komiks **Earth Explorer** v každém Unitu humorně rozvíjí dané téma a napomáhá přirozené komunikaci ve třídě.


4^c Earth Explorer



Fiz: Brrrr! It's very cold on your planet.
Kit: Is your planet hot?
Fiz: Yes, it is.



Kit: Do you live in houses?
Fiz: No, we don't. We live underground.
Bandit: Ha! He is a mouse!



Kit: Do you go to work?
Fiz: Yes, I do. I go by spaceboard.
Kit: What time do you start?
Fiz: At 26 o'clock. There are 72 hours in our day!



Kit: What do you have for lunch?
Fiz: We eat bats' legs. Yummy!
Bandit: That's disgusting!



Kit: Life on your planet is cool!
What time do you go to bed?
Fiz: Very late, but we don't have beds on my planet. We have bags.



Fiz: Look, there it is!
Kit: It's beautiful!
Fiz: Yes. It's very nice. All my friends are there.
Bandit: Well, GO AND VISIT THEM!

Učte se novou slovní zásobu a gramatiku

Hádky **Report from Earth** zábavně procvičí a upevní gramatiku a slovní zásobu. Chcete dostávat emailem další hádky? Kontaktujte nás na kancelar@venturesbooks.com

1 1.61 Listen and read.

Grammar present simple: questions

Do	I you we they	get up late?
Yes, we do. / No, we don't.		
Does	he she it	get up late?
Yes, he does. / No, he doesn't.		
What time do you get up?		

2 Complete the questions with *do* or *does*. Match the questions with the answers (a–d).

- Do* they live in houses on Fiz's planet?
- ___ Fiz start work at nine o'clock?
- ___ Fiz have bats' legs for lunch?
- ___ Fiz's friends sleep in bags?

- No, he doesn't.
- Yes, he does.
- No, they don't.
- Yes, they do.

3 Order the questions. Write the answers.

- Fiz **by bus** Does **go to work**?
Does Fiz go to work by bus?
No, he doesn't. He goes to work by spaceboard.
- Fiz **start work** Does **at 72 o'clock**?
- go to bed late** Fiz **Does**?
- Where **live** Fiz and his family **do**?
- What **Fiz's friends do** eat **for lunch**?
- sleep** Fiz **Does** in a bed?

4 Help Fiz with his report. Find the sentences.

REPORT FROM EARTH

People **here** don't live underground.
They don't eat bats' legs.
People ...

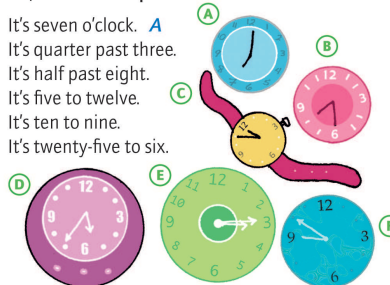
5 Act out the Earth Explorer cartoon with your friends.

Discover Words

time

6 1.62 Match the words and the times. Listen, check and repeat.

- It's seven o'clock. **A**
- It's quarter past three. **B**
- It's half past eight. **C**
- It's five to twelve. **D**
- It's ten to nine. **E**
- It's twenty-five to six. **F**



7 **Functions:** telling the time

1.63 Ask and answer. Listen and check.

- What time is it?
- It's ten past nine.



8 Work with a friend. Talk about your day.

*I have breakfast at half past seven.
I start school at ...*

41

Cvičení ve **Functions Section** představují a procvičují funkční jazyk pro účinnou komunikaci.

Let's **Revise** na konci každého Unitu systematicky opakuje probranou látku různými typy cvičení.

4^d Let's Revise!

Words





1 Match the words.

- 1 finish school
- 2 _____
- 3 _____
- 4 _____
- 5 _____
- 6 _____


get have
watch finish
meet go

up TV
breakfast friends
to bed school

2 Write the names of the pictures into the grid. The blue column spells out what they are.

	1	T					
	2						
	3		N				
	5						
	6		T				

Grammar

3  1.64 Complete. Use the verbs in brackets. Listen and check.



Vera Vampire **doesn't get up** (not get up) in the morning, she gets up late. She has breakfast at half past nine but she ² _____ (not eat) cereal! She ³ _____ (meet) her friends at quarter to eleven. They go to vampire school. They ⁴ _____ (not study) English, they study flying! School ⁵ _____ (finish) at three o'clock but she ⁶ _____ (not go) home. Vera ⁷ _____ (watch) films with her friends. They like films about Dracula. Vera ⁸ _____ (go) to bed at five o'clock.


4 Order the questions.

- 1 Vera **Does** early **get up**?
Does Vera get up early?
- 2 **she** cereal **Does** eat?
- 3 English **they** **Do** study?
- 4 **Do** **they** films **watch**?
- 5 Vera **Does** at four o'clock **go**
to bed?

5 Work with a friend. Ask and answer the questions.

- A *Does Vera get up early?*
B *No, she doesn't. She gets up in the evening.*

Pronunciation /vz/ /s/ /z/

6  1.65 Listen and repeat.



She writes, he phones, he comes to the show. She dances, he watches, she finishes, they go.

Opakujeme a upevňujeme

Písničky a rapy děti dobře naladí a aktivně propojují výuku a zábavu.

Functions


7 Write the times. Practise saying them with a friend.

1 *It's quarter to eight.*

2

3

4



Consolidation

8 1.66 Listen and complete the dialogue.

It's Saturday.

Ben and Felix are at the skate park.

Ben This place is great! What time ¹ *does* it open?

Felix It ² _____ at quarter to eight. I come here with my friends, when we ³ _____ school.

Ben ⁴ _____ you come here every day?

Felix No. We ⁵ _____ come here ⁶ _____ Mondays.

It ⁷ _____ open that day. Look! I ⁸ _____ jump!

Ben Felix, that's dangerous!

Felix Aaarghh! Ow!

Ben Are you OK? ⁹ _____ you walk?

Felix Yes, I ¹⁰ _____ but I ¹¹ _____ move my arm.

Ben Oh no!

Checklist

- I can use routine verbs.
- I can use the present simple.
- I can describe forms of transport.
- I can tell the time.

Song

9 Match the actions with the pictures.

stomp 5 hop slide to the right
slide to the left hands on your knees
crisscross



10 1.67 Listen to the song and number the actions. Listen again and do the actions.

hop 1

Cha Cha Slide

by DJ Casper

Now it's time to get funky
To the right now, to the left
Take it back now ya'll

1 hop this time, 1 hop this time
Right foot 2 stomps, left foot 2 stomps
Slide to the left, slide to the right
Crisscross, crisscross
Cha Cha real smooth
Let's go to work

Turn it down
To the left, take it back now ya'll
2 hops 2 hops, 2 hops 2 hops
Right foot 2 stomps, left foot 2 stomps
Hands on your knees, hands on your knees
Get funky with it, aahhhh yaaaa.



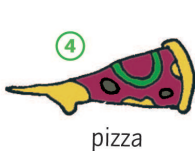
43

Checklist žáky povzbuzuje k sebereflexi, ukazuje jejich pokrok a jak si poradili s probraným Unitem.

4^e Discover Culture

Reading

1 1.68 Read and listen. Match the food to the times.



2 Anna's friends eat these but Anna doesn't. What are they? Find two answers from the text.

Project

My Meals

3 Answer the questions with a friend.

- 1 What time do you have breakfast? lunch? dinner?
- 2 What do you eat and drink at the meals?
- 3 Do you eat at school or at home?
- 4 Do you eat with your family or friends?
- 5 What's your favourite food?

4 Describe and draw your meals.

UK Meals

Hi, I'm Anna! I'm from Manchester. I get up at seven o'clock and breakfast is at half past seven. I don't like cereal but I eat toast and I have a drink.

Lunch is at half past twelve. I have lunch at school. The food there is OK, but it isn't great. I have sandwiches but my friend Saskia has fish and chips. Chips are her favourite food!

School finishes at quarter past four. I eat an apple when I walk home. My friends eat sweets!

Dinner is at six o'clock and I eat it at the table with my family. We don't watch TV – we talk about our day at school. We eat lots of different food but pizza is my favourite.



Poznejte svět kolem nás

V každém sudém Unitu je samostatná lekce **Discover Culture** integrující všechny dovednosti. Různorodé texty jsou zaměřené na odlišné aspekty života v anglicky mluvících zemích a podněcují žáky k vlastnímu srovnání, a tím i k aktivnímu používání angličtiny.

New language

Vocabulary: sweets, apple, toast, pizza, fish and chips, sandwiches

Preparation: Exercise 3. Bring any food pictures and photos you have.

Culture notes

Fish and chips are very popular in Britain and are usually sold as a take-away. In some places there are eat-in restaurants that only sell fish and chips, which are usually accompanied by a cup of tea and bread and butter.

Culture notes poskytují informace o aspektech ze života v anglicky mluvících zemích, které pro vyučující nemusí být úplně známé a které jim mají pomoci reagovat na dotazy studentů.

1.68 Tell them they are going to talk about typical English girl eats. Ask them to guess what she eats. Put the words on the board. They can also introduce the topic by playing a game with the target words if you think your students know some words.

(Books open) Play the recording while students read the text and match the food to the times. Check their predictions and answers. Ask if they find anything surprising.

Answers

1 B; 2 B; 3 A;
4 D; 5 C; 6 C

Exercise 2

Give students time to find the answers in pairs. Check the answers.

Answers

Sweets, fish and chips

58

4^e Discover Culture

Reading

1.68 Read and listen. Match the food to the times.

1 sweets 2 apple 3 toast
4 pizza 5 fish and chips 6 sandwiches

UK Meals

Hi, I'm Anna! I'm from Manchester. I get up at seven o'clock and breakfast is at half past seven. I don't like cereal but I eat toast and I have a drink. Lunch is at half past twelve. I have lunch at school. The food there is OK, but it isn't great. I have sandwiches but my friend Saskia has fish and chips. Chips are her favourite food! School finishes at quarter past four. I eat an apple when I walk home. My friends eat sweets! Dinner is at six o'clock and I eat it at the table with my family. We don't watch TV – we talk about our day at school. We eat lots of different food but pizza is my favourite.

Project

My Meals

3 Answer the questions with a friend.

- 1 What time do you have breakfast? lunch? dinner?
- 2 What do you eat and drink at the meals?
- 3 Do you eat at school or at home?
- 4 Do you eat with your family or friends?
- 5 What's your favourite food?

4 Describe and draw your meals.

Exercise 3

Brainstorm food words on the board. Use pictures and photos you have brought and use L1 if necessary. This will save you time answering individual questions later. Begin this activity working with the whole class. Ask students to continue in pairs. Move round, prompting and providing vocabulary.

To round this activity off, work with the class again. Ask some students what they can remember

about their partner, e.g. *Maria loves pizza. She hates fish.*

Exercise 4

Give students plenty of time to draw and write.

Správná řešení jsou v červeně vyznačena přímo ve cvičení nebo na konci metodických poznámek.

Učitelé si zamilují **metodickou příručku!** Obsahuje zmenšené stránky z učebnice a kolem nich podrobně popsané metodické pokyny skutečně **krok za krokem** a ještě navíc další nápady, jak efektivně do výuky zapojit děti s různými výukovými styly a schopnostmi.

Discover

ENGLISH

Proč si vybrat **DISCOVER ENGLISH?**

- Nová řada učebnic pro 2.stupeň **upravená přímo pro české ZŠ**
- Vydání předcházelo rozsáhlý průzkum mezi učiteli v celé ČR
- **Plynule navazuje** na jakoukoli učebnici AJ na 1. stupni ZŠ
- **Možnost začít od 5. nebo 6. třídy**
- 5 dílná řada na úrovních A1 – A2/B1 připraví žáky na srovnávací i mezinárodní zkoušky YLE (Starters, Movers, Flyers)
- **České pracovní sešity** obsahují – **pokyny ke cvičením** v češtině (díly 1 a 2), **český přehled gramatiky, český slovníček**
- Tradičně solidní výklad gramatiky a tematicky orientované úrovně
- Respektuje **různé styly učení**, podporuje **projektovou práci** a podporuje **CLIL**
- **Active Teach** – software pro interaktivní tabule vtáhne do výuky každého žáka

Abbreviated Content pages for **Discover English levels 1-5**

Stručný obsah Discover English 1- 5

Level 1

	Unit	Page	Vocabulary	Grammar
Starter	Hello!	4	Favourite things Countries and nationalities	Possessive adjectives; <i>to be</i> singular / plural nouns <i>this / that / these / those</i>
1	People	9	Appearance adjectives Family Objects	<i>have got</i> Possessive 's
2	Homes	17	Rooms Furniture	<i>there is / there are + some / any</i> Prepositions of place Imperatives
3	Animals	27	Animals Action verbs Body parts	<i>can / can't</i> (ability)
4	My Life	35	Routine verbs Transport	Present simple: affirmative, negative, questions
5	Sport	45	Sports Seasons and times of day	Question words <i>like / love / hate + -ing</i> Object pronouns; <i>in / on / at</i>
6	Detectives	53	Places in town Clothes Directions	Present continuous: affirmative, negative, questions
7	Celebrations	63	Dates The weather	Frequency adverbs Present simple and present continuous
8	School	71	School subjects Feelings Time expressions	<i>was / were</i> Past simple regular: affirmative, negative, questions

Level 2

	Unit	Page	Vocabulary	Grammar
Starter	Join Discovery Web!	4	Family words, sports, body parts My things Computer words, years	Revision: <i>to be, have got, can</i> Imperatives
1	Fun!	9	Free time activities TV programmes	Present simple and frequency adverbs Present continuous
2	I'm Hungry!	17	Food	Countable and uncountable nouns <i>some and any</i> <i>much / many / a lot of</i>
3	Stories	27	Stories Time expressions	<i>was / were</i> Past simple: regular and irregular
4	Cities	35	Places adjectives Places in town	Comparatives / superlatives <i>too and enough</i>
5	Explore!	45	The natural world Numbers 100–1,000,000 Prepositions of movement	Questions with <i>how</i> <i>going to</i>
6	Space	53	Space Chores	<i>have to</i> <i>will</i> future Possessives
7	Music	63	Music and instruments Fan clubs	Present perfect Present perfect and past simple
8	Friends	71	Character adjectives Verb + <i>with / to / at / about</i>	<i>should</i> Present continuous for future

Level 3



	Unit	Page	Vocabulary	Grammar
Starter	Welcome To Discovery 101!	4	Radio	Revision: present simple frequency adverbs past simple
1	Money	9	Money Simple maths	Present tenses State verbs Countable / uncountable nouns <i>How much ... ? / How many ... ?</i> and quantifiers <i>some- / any- / every- / no-</i>
2	Out And About	17	Transport verbs Word building: verb to noun	Present continuous for the future Predictions with <i>will / won't</i> <i>going to</i>
3	Be careful!	27	Injuries and illnesses <i>make, do and have</i>	Present perfect vs past simple <i>How long ... ? / for / since</i> <i>just / already / yet</i>
4	Time Detectives	35	Describing objects Adverbs of manner	Past continuous Past continuous vs past simple <i>used to</i>
5	Everyday Life	45	Describing jobs Negative prefixes: <i>un-, im-, dis-</i>	<i>be allowed to / let / make</i> <i>have to / must / should</i> <i>can / could</i>
6	Fashion	53	Describing clothes Fashion verbs	Comparatives / superlatives (<i>not</i>) <i>as ... as, less, the least</i> <i>look / look like</i>
7	Crazy Communication	63	Communication Body language	Relative pronouns Relative clauses <i>-ed / -ing</i> adjectives <i>must / can't</i>
8	Our World	71	Things on the beach The environment	Zero conditional First conditional Tense review

Level 4

	Unit	Page	Vocabulary	Grammar
Starter	All About Us	4	Hobbies Appearance and fashion	Present simple Present simple vs present continuous State verbs
1	Crime	9	Crime Feelings	Present perfect Present perfect vs past simple <i>can + verbs of sense</i>
2	The Media	17	The media Computers	Past simple vs past continuous <i>used to</i> <i>had to and could</i>
3	Education	27	School and studying Drama	<i>must, can't and could</i> for deduction <i>should</i> <i>too ... / (not) ... enough</i>
4	The Environment	35	Animals Plants Weather	Zero conditional First conditional Second conditional
5	Relationships	45	Relationships Sightseeing Collocations with <i>make, keep and break</i>	<i>going to</i> <i>will</i> <i>will vs present continuous for the future</i>
6	Interests	53	Leisure activities Personality adjectives	Adjectives with prepositions Revision of questions Question tags
7	Inventions And Discoveries	63	Gadgets Materials Phrasal verbs	Present simple passive Past simple passive Future simple passive
8	Travel	71	Landscape At the airport A city street	Verbs + infinitive or <i>-ing</i> Adverbs Reported commands and requests

Level 5

	Unit	Page	Vocabulary	Grammar
Starter	Here We Are!	4	Daily routines Opinion adjectives	Revision: present tenses Relative clauses
1	The Written World	9	Books Abbreviations	Present perfect vs past simple Past simple vs past continuous <i>could / was able to</i>
2	Sport	17	Sports Verbs of movement	<i>will, may, might</i> for predictions <i>will / going to / present continuous for the future</i> Reflexive pronouns and <i>each other</i>
3	Food	27	Food Cooking	Countable / uncountable nouns and quantifiers Question forms <i>so ... / neither ... /</i>
4	Medical Matters	35	Illnesses and symptoms Healthy lifestyle Treatments	First conditional Second conditional Comparative and superlative adjectives
5	Special Days	45	Entertainment	Articles Articles with geographical names Phrasal verbs – <i>separable / inseparable</i>
6	Shopping	53	Shopping for clothes Buying and selling Money	Revision of modal verbs Deductions about the present <i>should have done</i>
7	House And Home	63	House Furniture Living in the city and in the country	The passive voice Passive modal verbs <i>have something done</i>
8	Rights And Wrongs	71	Prefixes Suffixes	Reported commands and requests Reported speech statements with <i>say and tell</i> Reported speech questions



**Akční cenová nabídka pro školy
– učebnice a pracovní sešity se slevou!**

Zdarma dostanete všechny komponenty Discover English:

- Metodickou příručku s vloženou učebnicí
- Pracovní sešit
- Interaktivní Active Teach
- Class Audio CD
- Test Master CD-ROM
- Flashcards (pro DE 1)

Tato výjimečná nabídka platí pouze při jednorázové objednávce 15 sad (15 SB+15 WB)

Discover English přímo u Bohemian Ventures až do 31.1.2012
- www.venturesbooks.com

Požádejte si o akční nabídku pro Vaši školu na email: kancelar@venturesbooks.com a nakupte

Staňte se členy věrnostního programu Pearson Longman a zaregistrujte se na www.pearsonlongman.com/teenspace.
Používejte učebnice Discover English a dostanete od nás maximum další podpory.

The Great Teachers

Pearson Longman ELT

Teen Space

