

My favourite things



1

Look and say. Then number.



bat

computer game

watch

robot

TV

bike

2

Read, look at Exercise 1 and tick (✓) or cross (✗).



1 It's a bat.

4 It's a TV.

2 It's a computer game.


5 It's a watch.

3 It's a bike.

6 It's a robot.


Lesson 1: 1 Pupils say the names of the toys in the picture: (*a bat*). Then they write the correct numbers in the boxes next to the words.

2 Pupils read the sentences, look at Exercise 1, and tick (✓) the sentences which are true and cross (✗) the sentences which are false.

3**Read, look and guess. Then write.**

scooter robot computer bike spaceship watch

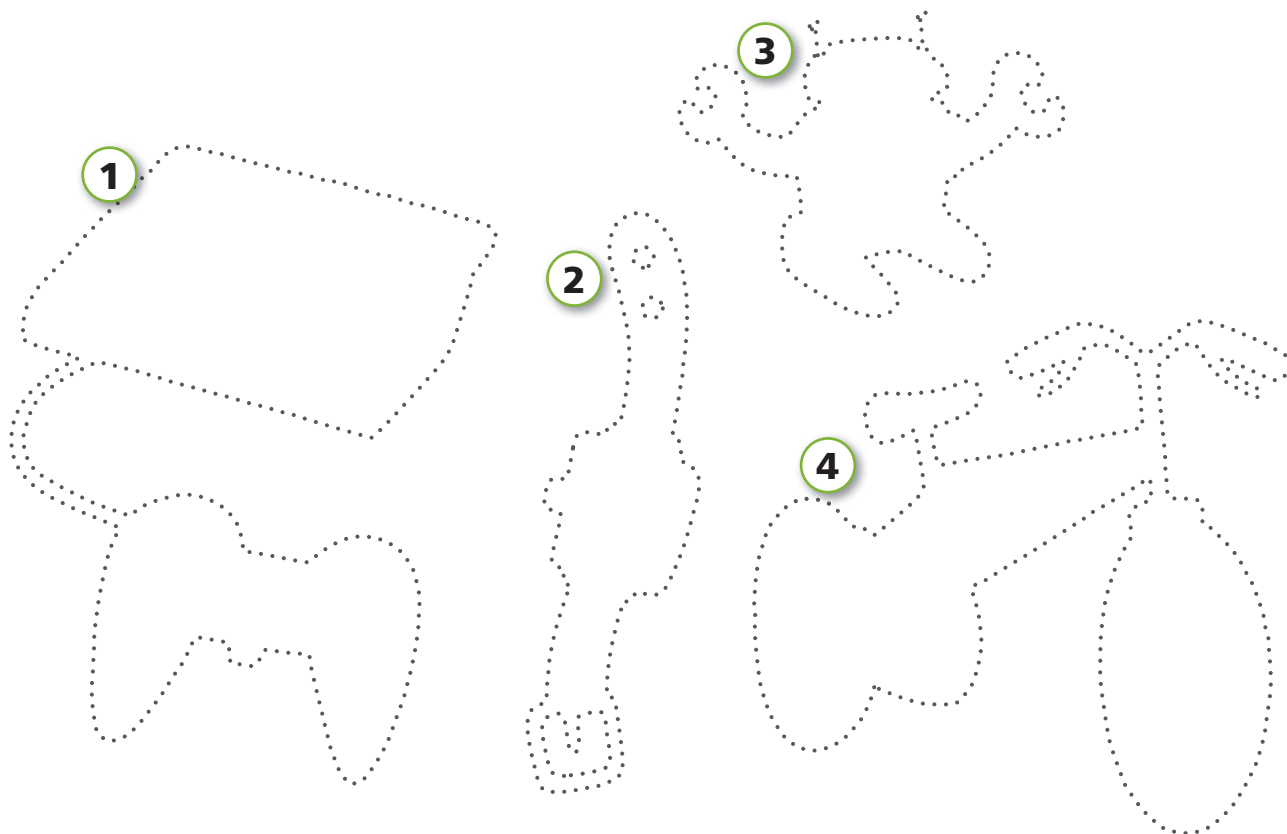
- 1 It's blue. It isn't a scooter. It's a _____.
- 2 It's small and red. It isn't a robot. It's a _____.
- 3 It's big. It isn't a bike. It's a _____.
- 4 It's red. It isn't a watch. It's a _____.
- 5 It's white and grey. It's a _____.

4**What's missing in Exercise 3? Draw and write.**

It's a _____.

Lesson 2: 3 Pupils read the sentences and guess which object in the picture is being described. Then they complete the sentences with the words from the box.
4 Pupils draw the object whose name is in the box in Exercise 3 but which is not in the picture.

5 Trace. Then read and tick (✓) or cross (X). 




1 Is it a computer game?

3 Is it a robot?

2 Is it a train?

4 Is it a scooter?

6 Trace. Then write and answer **Yes** or **No**. 



1 Is it a TV? No



2 _____ a ball? _____

3 _____ a bike? _____

4 _____ a watch? _____

5 _____ a bat? _____

7

Look and write *It's* or *It isn't*.

1 _____ big.

2 _____ a train.

3 _____ a spaceship.

4 _____ a doll.

5 _____ white.

6 _____ a robot.

8

Circle and colour.




1 It's big / small.

2 It's yellow / blue.

3 It's a doll / a robot.

4 It isn't a robot / a car.



9

Listen and write Yes or No.

CD
1.20



1 Is it a robot? _____

2 Is it a ball? _____

3 Is it a cake? _____

10

Draw. Then write.




cake robot isn't

It isn't a _____ .

It _____ a ball.

It's a _____ .



11

Look and write.



It's teddy bear small isn't

My favourite thing is small.

_____ yellow.

It _____ a bike.

It's a _____.

blue computer game bike isn't

My favourite thing is _____.

It _____ big.

It isn't a _____.

It's a _____.



12

Draw your favourite thing. Then write.



My favourite thing

is _____.

It's _____.

It isn't a _____.




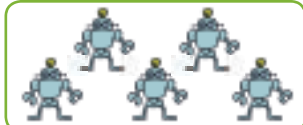
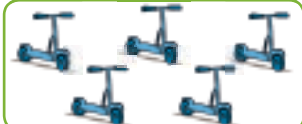





It's a _____.



13 Follow and write. 

fifteen eleven thirteen twelve fourteen


14 Count and write. 

1		+		=	<u>eleven</u>	balls
2		+		=	_____	robots
3		+		=	_____	scooters
4		+		=	_____	dolls
5		+		=	_____	bats

Lesson 7: 13 Pupils trace over the lines and write the words from the box in the correct places.
14 Pupils do the calculations and write the results.

15

Count and say. Then colour, circle and write.



1 Is it a robot? Yes / No

4 It's a _____.

2 Is it orange? Yes / No

5 It isn't a _____.

3 Is it big? Yes / No

6 It's _____
and _____.

Five bikes

16

Say and tick (✓). Then stick.



4 ticks? Find and stick!

I can:

● talk about my favourite things. ● sing a song. ● count to fifteen. ● read a story.

Lesson 8: 15 Pupils count the items in the picture and say: (Five bikes). Then they colour in one item, circle Yes or No and complete the sentences accordingly.

16 Self-assessment: if pupils can do the tasks, they tick them and put a sticker with a film character next to the frame.