

# 03

## ACROSS THE GLOBE

## The big wide world quiz



### IN THIS UNIT

- Grammar: Comparatives and superlatives; Different ways of comparing
- Vocabulary: Features and sights; Adjectives for describing places
- Task: Provide an insider's guide
- Language live: Travel problems; A travel blog



### Language focus 1 Comparatives and superlatives

- 1a Work in groups. Do the quiz above to test your world knowledge.
  - a 3.1 Listen and check your answers. Remember one more piece of information about each question.
- 2 Underline all the comparatives and superlatives in the quiz.

#### GRAMMAR

##### Revision of basic forms

- 1 What are the comparative and superlative forms of these adjectives?  
long tall happy popular far hard-working
- 2 Write the rules for one-, two- and three-syllable adjectives.
- 3 Think of two more irregular adjectives like *far*.

##### Big and small differences

- 4 Match the sentences with the correct picture.

A



B



- 1 X is much higher than Y.
- 2 X is a (little) bit higher than Y.
- 3 X is a lot higher than Y.
- 4 X is slightly higher than Y.

##### Superlative phrases

- 5 Complete the missing words in the superlative phrases.
  - 1 It's the tallest city \_\_\_\_\_ the world.
  - 2 It's the second/third biggest city \_\_\_\_\_ the USA.
  - 3 It's one \_\_\_\_\_ the biggest countries in South America.
  - 4 It's got \_\_\_\_\_ far the longest coastline in the world.
  - 5 The \_\_\_\_\_ happy people in the world are the citizens of Togo.

## Part 1: People

There are over six billion people in the world. Find out more about them. Look at the nationalities in the box.

Americans Danes Germans Indians Mexicans

- 1 Who are happier and more satisfied than any other nationality in the world?
- 2 Who work harder than any other people in the world?
- 3 Who are more likely to go to the cinema than any other nationality in the world?
- 4 Who discuss politics more often than any other nationality in the world?
- 5 Who are the funniest people in the world, according to a survey of 30,000 people of different nationalities?

## Part 2: Countries and cities

It's a big wide world. What do you know about it? Choose the correct country or city (a-d).

- 6 Which city is more popular with tourists than London, New York or Rome?  
a Rio de Janeiro b Paris c Shanghai d Moscow
- 7 Which is the third largest country in South America after Brazil and Argentina?  
a Colombia b Peru c Ecuador d Chile
- 8 Which US city is the furthest north?  
a Chicago b San Francisco c Dallas d New York
- 9 Which country has the longest coastline?  
a Indonesia b India c Japan d Canada
- 10 Which is the tallest city in the world (the city with the most skyscrapers)?  
a Tokyo b London c Hong Kong d New York



**FIND OUT MORE** Go online to find out more about how hard each nationality works. Search for the **OECD report into working hours and household chores**.

## PRACTICE

- 1 Add two words to each sentence to complete the information from the quiz. Use the correct form of the adjective in brackets.  
Canada's coastline is *much longer* (long) than the coastline of Indonesia or Russia.
  - 1 Paris, with 15 million tourists, is a lot \_\_\_\_\_ (popular) than New York, which has 10 million.
  - 2 Argentina is the \_\_\_\_\_ (large) country in South America.
  - 3 Chicago is \_\_\_\_\_ (far) north than New York.
  - 4 Mexicans are the \_\_\_\_\_ (hard-working) people in the world.
  - 5 The Danes are a \_\_\_\_\_ (happy) than the people of Togo.
  - 6 The people of India are a lot \_\_\_\_\_ (likely) to go to the cinema than the people of Malaysia.
  - 7 Americans are considered \_\_\_\_\_ (funny) other nationalities.
  - 8 The Germans discuss politics much \_\_\_\_\_ (often) than the British.

- 2a 3.2 Listen to eight instructions and write your answers in random order on a piece of paper.

- b Work in pairs and swap answers. Take turns to ask and answer questions about the places you wrote about. Were any of your answers the same?

Why did you write ... ?

Because I think it's one of the ugliest buildings in this town.

- 3a 3.3 Look at the information about France, Ireland and the UK on page 128. Then listen to six statements and decide if they are true (T) or false (F). Correct the false statements.
  - b Work in pairs. Use the information on page 128 to write six more true or false statements about the three countries. Read your sentences to another pair. Can they say which are true?
- 4a Write six sentences comparing your country to a nearby country or an English-speaking country you know. Use the prompts in the box.

.....  
cities climate cost of living population scenery size  
.....

  - b Compare your ideas in groups.

... is a lot more expensive than ...

... is a bit bigger than ...

France is a lot more expensive than Poland.

Spain is a bit bigger than Germany.

Unit 3, Study & Practice 1, page 138

## Vocabulary

### Features and sights

1a Look at the words in the box. Where do you usually find these features and sights? Put them in the correct place in the diagram below.

ancient ruins a bay a beach a bridge a canal  
a cathedral a cliff docks a factory farmland  
a festival a (rain)forest a harbour a hill an island  
a lake a market a monument a mosque a museum  
a palace a shopping mall a skyscraper a temple  
a view a village a waterfall (falls)



b Add two more features and sights to each group.

2a Work in groups. How many of these world-famous places can you match with words from exercise 1a?

the Amazon rainforest

- 1 the Cannes Film \_\_\_\_\_
- 2 Buckingham \_\_\_\_\_
- 3 Sydney \_\_\_\_\_
- 4 \_\_\_\_\_ Ontario
- 5 the Hermitage \_\_\_\_\_
- 6 the Canary \_\_\_\_\_
- 7 the Blue \_\_\_\_\_
- 8 Iguazu \_\_\_\_\_
- 9 the Suez \_\_\_\_\_

b 3.4 Listen and check.

## Reading

1 Work in pairs and discuss. Which of these things do you look for in a holiday destination? What else do you look for?

- sunshine and beautiful beaches
- nature (mountains, forests, waterfalls, etc.)
- ancient ruins and historical sights
- nightlife and shopping
- art and culture (festivals, palaces, etc.)

2 Read the website quickly. Would you prefer Landon's holiday or Valentina's holiday? Why?

3 Work in pairs. Which pair can find the following information in the text first?

- 1 Landon's university course: \_\_\_\_\_
- 2 Where in Thailand the Grand Palace is located: \_\_\_\_\_
- 3 When Angkor Wat was rediscovered: \_\_\_\_\_
- 4 Where Halong Bay is in Vietnam: \_\_\_\_\_
- 5 The place where 'full moon' parties happen: \_\_\_\_\_
- 6 Valentina's favourite activity: \_\_\_\_\_
- 7 The name of a festival in Dubai: \_\_\_\_\_
- 8 How long it takes to fly from Santiago to Dubai: \_\_\_\_\_
- 9 The number of shops in Dubai Mall: \_\_\_\_\_
- 10 The name for a traditional market in Dubai: \_\_\_\_\_

4a Look at the readers' comments. Are the comments for Landon or Valentina? Is each comment suggesting *visit* or *avoid*?

b What places would you recommend or not recommend? Write your own comment for Landon or Valentina to add to the website.

5 Underline these phrases in the text. Then choose the correct meaning, a or b.

- 1 ... it's a **must-see!**
  - a You should definitely go and see it.
  - b It's necessary to go and see it.
- 2 **There's ... nowhere quite like it.**
  - a It's similar to other places.
  - b It's different from other places.
- 3 Dubai is **right up her street.**
  - a It's very close to her.
  - b It's the kind of place she'll like a lot.
- 4 ... they're **worth visiting ...**
  - a It's a good idea to visit them.
  - b They can be very expensive.
- 5 ... **you can't beat** these two cities.
  - a You won't like these two cities.
  - b They're the best.

6 Work in groups. Take turns to talk about your ideal holiday. Other members of the group listen and recommend places to visit/avoid. Try to use the phrases from exercise 5.

# VISIT OR AVOID?

What's the right type of holiday for you? Get the advice of our travel experts and readers.



Valentina is from Chile. She's 27 years old and she loves shopping and sun. She wants to go somewhere special in January or February.

## VISIT *Dubai*

It's one of the fastest-growing cities in the world, and it's also one of the best for shopping. What other city has an annual shopping festival? It's a long flight for Valentina, over 17 hours from Santiago, but if she has a couple of weeks to spare, she'll find that cosmopolitan Dubai is right up her street.

The weather makes it too hot to walk outside for much of the year (though it should be fine in January) so shopping malls are one way to escape the heat. Dubai Mall, for example, has over 1,200 shops – more than some small cities. And just like small cities, some of its malls have theatres, art galleries and even indoor ski slopes.

If all this seems a bit too artificial, Valentina could try the Dubai 'souks', which are a kind of traditional market. They aren't quite as beautiful as the bazaars in Turkey and Morocco, but they're worth visiting anyway. It's where the locals go and it's a good place to learn to haggle and pick up some bargains!

**AVOID** most of Europe. Cities like Edinburgh, London, Paris and Berlin are great for shopping, but there's not much chance of seeing the sun in January or February!

## COMMENTS

I've just come back from two weeks in Turkey. The ancient ruins at Ephesus are amazing. I think it's exactly what you're looking for.

[Lulu\\_RT, Germany, 6.10 p.m.](#)

Try Los Angeles. You'll find plenty of places to shop till you drop!



[LucyLane, USA, 4.09 p.m.](#)

You should spend a couple of weeks in St Petersburg and Moscow. I've been around the world and to my mind you can't beat these two cities. There are hundreds of malls so you won't be disappointed.

[Yuri55, Russia, 3.35 p.m.](#)

If you're looking for a quiet time, you should come to Luton. It's just won an award (for Britain's most boring city!).

[Cal\\_M, UK, 2.23 p.m.](#)



Landon is from Australia. He's 24 and he's studying archaeology at university. Landon wants a holiday with lots of local history and culture ... and a few sandy beaches to relax. He hates crowds and noise.

## VISIT *Thailand, Cambodia and Vietnam*

It sounds like a lot of travelling, but there's so much to see! Fly into Bangkok and spend a few days visiting the beautiful floating markets, the Old City and, of course, the Grand Palace – the historic heart of Thailand. With its temples, halls and extraordinary architecture, it's a must-see!

Then travel overland to Angkor Wat in Cambodia. Angkor Wat is a huge temple complex which contains the largest religious building in the world. About 500 years ago, Angkor Wat was mysteriously abandoned and only rediscovered 150 years ago.

After that, fly to Halong Bay in the north of Vietnam. Thousands of tiny islands seem to float in the blue waters of the bay. Some people call it the Eighth Wonder of the World. There's certainly nowhere quite like it.

**AVOID** the 'party islands' like Koh Samui. With their 'full moon' parties these are great for some people, but not for people like you who hate noise!



I think I'm very lucky compared to my mum's generation.

**IT'S A FACT!**  
The population of Shanghai in 1990 was 13 million. By 2010 the population was 23 million!

3a 3.5 Listen to Pan (49) and her daughter Jasmine (24) as they talk about how Shanghai has changed. Check your answers to exercise 1. Did they say the same things as you?

b Listen again. Overall, are Pan and Jasmine positive about the changes or negative? Give reasons for your answer.

## Language focus 2

### Different ways of comparing

1 Look at the two photos showing the same part of Shanghai 20 years ago and now, then read 'It's a fact!' Work in pairs and answer the questions.

- Where is Shanghai and what do you know about it?
- Why do you think the population of the city has changed so much in 20 years?
- What are the main differences between how the city looked then and now?

2 Try to guess the correct answers.

In Shanghai 25 years ago:

- 1 the streets were **very similar to** / **completely different from** the streets now.
- 2 the historic buildings are **the same as** / **different from** how they were.
- 3 older people play **exactly the same** / **completely different** games on the street.
- 4 younger people were **not as busy as** / **the same as** they are now.
- 5 clothes were **more** / **less** colourful than they are now.
- 6 shops were **better** / **worse** than they are now.
- 7 there were **fewer** / **more** cars than there are now.

## GRAMMAR

1 Read the sentences in exercise 2 again. Complete the phrases for comparing in box A with the prepositions in box B.

A different similar the same worse not as busy  
fewer less

B than (x3) as (x2) from to

2 Choose the correct answers and give reasons.


- 1 There were **fewer** / **less** cars then.
- 2 There was **fewer** / **less** traffic then.

3 Put the phrases in the best place on the line.

completely different from about the same as  
exactly the same as a bit different from very similar to

the same	↑	1 _____
		2 the same as
		3 _____
		4 _____
		5 similar to
		6 _____
		7 different from
different	↓	8 _____

## PRACTICE

1a  3.6 Look at the photos of Times Square in New York, USA. Listen and decide if the statements you hear are true (T) or false (F). Correct the false statements.



b Work in pairs. Can you think of any other differences?

2a Think about your town now and at some point in the past. Write six sentences comparing the things in the box then and now.

clothes    the cost of living    historic buildings    people  
 pollution    public transport    restaurants    shops  
 the streets    traffic


b Work in pairs and compare your answers.

I guess pollution wasn't as bad as it is now.

The historic buildings are exactly the same as before.

## PRONUNCIATION

1  3.7 Listen and write down the six sentences you hear.

2  3.8 Notice the stress and /ə/ sounds in the comparative phrases. Practise saying the phrases.

- |                       |                    |
|-----------------------|--------------------|
| 1 /ə/ /ə/             | 4 /ə/ /ə/          |
| better than ...       | not as good as ... |
| 2 /ə/ /ə/ /ə/         | 5 /ə/ /ə/          |
| a lot busier than ... | the same as ...    |
| 3 /ə/ /ə/             | 6 /ə/              |
| different from ...    | similar to ...     |

3 Practise the sentences you wrote down, paying attention to the /ə/ sounds.

Unit 3, Study & Practice 2, page 139


## Vocabulary

### Adjectives for describing places

1 Look at the words in box A. Which words, if any, do you associate with the cities in box B? Compare your answers in pairs.

A arty colourful cosmopolitan crowded dangerous  
 dirty expensive friendly historic industrial  
 lively modern old-fashioned peaceful polluted  
 poor romantic smart spectacular touristy

B Bangkok Cairo Hong Kong Moscow New York  
 Paris Rio de Janeiro Venice

2  3.9 Listen to three descriptions and match them with photos A–C on page 126. Which cities do you think are being described? Check your answers on page 129.

3 Listen again and tick the words that you hear from exercise 1.

4a Write a short description of a town or city you know, or know about, but don't name it. Include at least three adjectives, and include a clue at the end!

*It's a lively, arty city on the west coast of the USA. It's quite spectacular with steep hills and it's where the Golden Gate Bridge is.*


b Work in groups. Take turns to read your descriptions and guess the places which are being described.

# Task

## Provide an insider's guide

### Preparation Listening

- 1 Name three famous tourist attractions in London. Have you ever visited London? If so, which places did you see?
- 2  3.10 Carla is visiting London for the first time and asks her friend Tom for advice. Listen to the first part of the conversation and choose the best summary.  
Carla is asking advice because she wants to know:  
a the most popular tourist attractions.  
b the places that locals go to.  
c the cheapest places to eat out and shop.

- 3  3.11 Listen to the second part of the conversation. Match the places Tom recommends with the ideas in the box.  
1 the South Bank  
2 Brick Lane market  
3 Richmond Park

theatres and concert halls 1 ethnic food  
free exhibitions the 19th century  
street entertainers picnics  
deer views of famous buildings  
vintage stuff individually designed clothes  
clubs and nightlife a lively atmosphere

- 4 Listen again and tick the phrases you hear in the Useful language box.
- 5 Which of the places that Tom mentions would/wouldn't you like to visit? If you could visit only one, which would you choose? Why?



## Task Speaking

- 1a** You are going to recommend places to go to in your city, region or country (or another place you know well). Decide which place you are going to talk about.
- b** Make a list of five places to recommend in your city/country. The places should be popular with locals.
- 2a** Make notes about why you recommend these places. Ask your teacher for any words/phrases you need.  
*the Old Town – beautiful square; interesting old buildings; great atmosphere*
- b** Spend a few minutes planning what you will say about each place.
- > Useful language a and b
- 3** Work in pairs. Act out conversations similar to Tom and Carla's. Take turns to ask for and give advice.
- > Useful language c

## USEFUL LANGUAGE

### a Describing places

It's in the east/west/centre (of the city).  
It's on the coast / River (Thames).  
It's famous for its (food).  
It's a great place to (eat food from all over the world).  
It's good for (clubs and nightlife / walking).  
It's a great place to (watch people).  
There's a really (friendly/lively) atmosphere.  
There are lots of places to (eat / hang out).

### b Recommending

I'd definitely recommend (going there).  
I wouldn't recommend it / going there.  
You should definitely go.  
You've got to go.  
You'll love it.  
It's (not) worth visiting.

### c Questions to ask

Where do you recommend?  
Which shops/restaurants/parks do you recommend?  
What's it like?



## SHARE YOUR TASK

Prepare a talk about the places you recommended and why.

Practise giving your talk until you feel confident.

Film/record yourself giving your talk.

Share your film/recording with other students.



# LANGUAGE LIVE



## Speaking

### Travel problems

- 1a Work in small groups and look at the picture. Which travel problems does it show? What travel problems have you experienced? What happened?
- b Watch the video of three conversations. What problem is each passenger having? How does he/she resolve the problem?
- 2a Which conversation are these phrases from? Write T (taxi), B (bus) or Tr (train). Then watch again and check your answers.

- 1 Excuse me ... what was that announcement? Tr
- 2 One more question: is this ticket still valid?
- 3 Can I ask you a question? ... How do I get to the Manhattan shopping centre?
- 4 Do you know where I get off?
- 5 Could you tell me how much it will cost?
- 6 Do you know which platform the 4:38 goes from?
- 7 Do you know how long it will take?
- 8 Could you tell me where I have to change?
- 9 Do you know when the next one is?

- b Which questions are useful on more than one form of transport?

Question 2 is useful on a bus or a train.

- 3 Look at the questions in exercise 2a again.

- 1 What phrases make questions 1–3 polite?
- 2 What phrases make questions 4–9 polite? What is different about the word order?

### PRONUNCIATION

- 1 Watch and listen to the key phases. Repeat the questions and phrases. Notice how the speakers use sentence stress.
- Could you tell me how much it will cost?

- 4 Rewrite the questions in a more polite form using the prompts in brackets.

Is this seat free? (a question)

*Could I ask you a question? Is this seat free?*

- 1 Where do I get on the bus? (know)
- 2 Which platform is the 6:30 to Paris? (tell me)
- 3 Can I use this ticket on the train? (excuse)
- 4 What time will the train arrive? (know)
- 5 How do I get to the airport? (last question)
- 6 Where do I have to change? (tell me)
- 7 Does this bus go to High Park? (a question)

- 5a Work in pairs. Choose a new travel problem and write a short dialogue. Try to use polite questions.

- b Act out your conversation to the rest of class. Which conversation was the most entertaining?

## Writing

### A travel blog

1 Read the two travel blogs below. Which one do you think is better? Why?

2 Which of these things do Hannah and Florence do? Write H (Hannah), F (Florence) or HF (both).

- 1 Give first impressions
- 2 Mention some history
- 3 Talk about feelings
- 4 Describe the hotel
- 5 Mention places visited
- 6 Describe sights and sounds

#### Venice

Hannah Gormley, September 2nd

We arrived in Venice about midday on Friday. It's a nice old city. The only way to get around Venice is to walk. It's the best city in the world for couples. The first place we went to was Piazza San Marco. It was pretty. We ate an ice cream. Then we walked along the Grand Canal and saw the Bridge of Sighs. It's nice but busy. In the evening we had a meal in a restaurant and then we went to bed.



#### Escape from Alcatraz!

Florence Wall, September 3rd

We arrived in San Francisco on Tuesday afternoon. The first thing I noticed was how beautiful and cosmopolitan it is here. In the 1960s it was home to the hippy movement, but nowadays it's home to a lot of internet companies like Twitter. Because of this, some parts of San Francisco are very smart and expensive while other parts are a bit more old-fashioned and arty. Landmarks like the Golden Gate Bridge are world-famous, but seeing them for real is quite special. However, our hotel isn't special at all. We've got a tiny, dirty room and the beds are awful. I had a very restless night.

On Wednesday morning we took a boat to Alcatraz, the famous prison on an island in San Francisco Bay. It closed in 1963 and these days it's a popular tourist attraction. Jennifer was feeling a bit seasick by the time we arrived, but it was worth the trip. The island is small and rocky. You can hear the seagulls and smell the sea air even in the prison. The prison itself is like a huge factory. I would hate to be in prison there, but Jennifer thought that it was nicer than our hotel!

3a Read the tips for writing a good blog. Find examples of each tip in Florence's blog.

- 1 Be honest. Talk about the good and the bad times.
- 2 Use all your senses: write about what you saw, heard, smelt, felt and tasted.
- 3 Give some basic facts about the place you visited.
- 4 Use interesting adjectives to describe the place (e.g. old-fashioned, huge).

b Which tips did/didn't Hannah follow? Make six ordinary adjectives in her blog more interesting.

c Add the following facts to Hannah's blog in the correct place.

- 1 ... which was designed by Antonio Contino.
- 2 ... that was founded around 1,500 years ago.
- 3 Venetians call it 'the Piazza'.
- 4 ... because no cars, buses or trains are allowed in.

4a You are going to write a travel blog.

EITHER write a blog for a journey you made in the past (imagine you are there now).

OR write the blog of someone visiting your area for the first time.

Make notes under the headings in exercise 2.

b Write the first draft of your blog. Use the checklist below to help you.

- Have you followed all the tips for writing a good travel blog?
- Have you used past tenses and comparatives correctly?
- Have you used capital letters for place names?
- Have you checked your spelling?

5a When you have finished, swap with a partner and comment on his/her blog. Use the checklist above to help you. Would you like to read more of your partner's blog?

b Read your partner's comments and ask him/her for more information if necessary. Then write the final draft of your blog.

#### AFTER UNIT 3 YOU CAN ...

Describe and compare different places.

Make recommendations about places to visit and why.

Ask for information when travelling.

Give a written description of a place you have visited.